



# GLASS POOL FENCING systems

## What you'll find inside

---

Frameless & semi-frameless systems  
Friction spigots, face fix spigots & glass channel systems  
Latch & hinge kits  
Glass standoffs & clamps  
Grout & other extras

V15





# The essentials.

PAGE **6**

## Frameless glass

1200mm & 1350mm high panels, gates, hinge panels & retaining wall panels

PAGE **16**

## Friction spigots

Our extensive range of core drill, base plated & face mount spigots

PAGE **53**

## Hardware range

Complete hardware offer of Master Range & Polaris

PAGE **85**

## Semi-frameless systems

Semi frameless system for a variety of install situations

# And everything else.

Frameless glass 12mm thick .....	6	Polaris soft close hinges .....	56
Master range gate panels 8mm thick .....	8	Master range latches .....	62
Master range hinge panels 12mm thick .....	8	Frameless gate layouts Master range .....	66
Polaris gate panels 12mm thick .....	9	Heavy duty post gate layouts Master range .....	68
Polaris hinge panels 12mm thick .....	9	Heavy duty post hardware guide Master range .....	69
Retaining wall panels 12mm thick .....	10	Frameless gate layouts Polaris .....	70
Clearglaze channel glass 12mm thick .....	12	Heavy duty post gate layouts Polaris .....	72
Clearglaze channel glass install info .....	12	Heavy duty post hardware guide Polaris .....	73
Enduroshield .....	14 & 123	Clearglaze channel glass gate layouts .....	75
Friction spigot range .....	16	Rigi clamps .....	76
Madrid pool spigots .....	18	Glass clamps .....	78
Madrid pool extended spigots .....	19	Glass standoffs .....	80
Madrid spigots .....	20	Semi-frameless no hole glass 12mm .....	85
Custom colour Madrid spigots .....	22	Australis semi-frameless system .....	88
Madrid face mount spigots .....	23	Semi-frameless gate hardware guide .....	98
Madrid vertical spigots .....	24	Semi-frameless gate layouts .....	99
Madrid tilt spigots .....	28	Premium perf.....	100
Madrid deluxe top fix spigots .....	32	SQ50 series stainless steel .....	102
Lifestyle square spigots .....	36	MOD50 series stainless steel .....	105
Lifestyle round spigots .....	38	SLOT50 range .....	108
Rio spigots .....	40	Extras & accessories .....	110
Poly Stainless spigots .....	42	Diamond revolution drill.....	116
Versatilt channel .....	44	A frame trolley .....	117
Spigot insulator .....	48	General purpose gate hinges .....	118
Spigot optional extras .....	50	General purpose gate latches .....	124
GlassMate & GlassBuddy .....	51	General purpose white hardware .....	128
Gate hardware guide .....	53	Stag Fencing .....	11 & 131
Master range hinges .....	54	Project orders .....	132





Due to space restrictions,  
not all stock featured in  
this catalogue is stocked  
at all depots.

We recommend touching  
base with your closest  
depot prior to order  
placement if unsure.





# The highest quality pool glass.

We have developed a reputation in the trade for supplying the highest quality tempered glass. Absolute attention to detail in production, packing and quality control mean clients can be assured of consistency of top quality products.

## Glass factory

All steps in production process reach the highest quality levels

### Float glass

- All glass is processed from the same float glass supplier
- Quality and die batch of glass remains consistent
- Strict quality checks to ensure only conforming float glass is processed

### Double edge polishing machines

- Perfect polish and blemish free edges
- Horizontal double edge polishing machines give the finest edge finish
- Speed of glass through edging machine is monitored
- Quality control personnel check each sheet of glass
- Sophisticated water filtration system ensures clean water is used during polishing

### Tempering oven

Toughened glass is made from annealed glass via a thermal tempering process. The glass is placed onto a roller table, taking it through a furnace that heats it above its annealing point of approx 700°C. The glass is then rapidly cooled with forced air drafts. Of critical importance in glass processing is the tempering furnace used.

- New furnace used can toughen up to 2440mm x 3600mm glass
- Specially designed furnace for heavy glass – Optimally toughens 8mm thick and above
- On-site mechanic ensures regular maintenance
- Punch testing of toughened glass every hour as per Australian Standards

## Tested & certified

Our 6mm, 8mm, 10mm, 12mm & 15mm glass is tested and certified as complying with the requirements of Australian & New Zealand Standard 2208:1996 – Safety Glazing Material in Buildings.

## Detailed quality control

At each stage of production (cutting, polishing, drilling, tempering and packing) dedicated Quality Control Personnel inspect each sheet of glass. Glass identified as not conforming to the highest quality standards is set aside.

In addition to skilled factory staff, we retain our own Quality Assurance people to review shipments. Random sampling of glass is undertaken to ensure compliance with detailed quality assurance specifications relating to glass surface finish, edge finish, labelling identification, packing specification and the like. Quality assurance reports are provided to us and the factory to ensure the highest standards are continually achieved and monitored.

Full ERP system implemented with each sheet barcoded: records kept to show exact time glass processed at each step of production = industry leading manufacturing.

GASP testing machine: MEASURING SURFACE STRESS IN TEMPERED GLASS to ensure optimal tensile surface strength. Testing with the GASP machine allows optimisation of furnace settings; ensures conformance to specifications and avoids under or over-stressing glass.

## Attention to detail in packing

At the packing stage of production, all glass panels pass through purpose built inspection racks where there is a 100% QC check to ensure only glass panels that conform to strict requirements of edge work, flatness, squareness, perfect radius corners and a range of further detailed specifications are allowed to be packed.





# We're serious about quality, seriously.

---

Pool fencing glass is Grade "A" standard and proudly displays the Global Mark certified product mark.

We are authorised to display the Global Mark product conformance mark as confirmation that the manufacturing process is able to consistently produce glass in compliance with AS/NZS 2208: 1996 Safety Glazing Materials In Buildings.



## Taking the extra steps

In addition to Global Mark conformance, we retain the services of SGS. SGS is internationally recognized as the leader for inspection, verification, testing and certification with 90,000 employees and 2000 offices globally.

We have retained SGS to review and audit factory compliance to detailed production requirements as set out by Global Mark in conjunction with requirements of AS/NZS 2208:1996.

Companies globally rely on SGS for independent third-party inspections, testing and auditing solutions to ensure products, services and processes comply with the latest quality standards.

The combined efforts of a world leading production facility, Global Mark conformance and independent auditing by SGS ensure we supply industry leading quality.





## 12MM TOUGHENED GLASS

**Our large range of 12mm thick clear toughened glass pool panels allows you to select an installation configuration to cover nearly all frameless situations**

50mm increments from 200mm to 2000mm


Panels are produced under strict quality conformance requirements which has led to recognition of us as the industry leading supplier

Order Code	Perth Order Code	Width	Height	Sqm	Weight
12N-0200	C12N-0200	200mm	1200mm	0.24	7kg
12N-0250	C12N-0250	250mm	1200mm	0.30	9kg
12N-0300	C12N-0300	300mm	1200mm	0.36	11kg
12N-0350	C12N-0350	350mm	1200mm	0.42	13kg
12N-0400	C12N-0400	400mm	1200mm	0.48	14kg
12N-0450	C12N-0450	450mm	1200mm	0.54	16kg
12N-0500	C12N-0500	500mm	1200mm	0.60	18kg
12N-0550	C12N-0550	550mm	1200mm	0.66	20kg
12N-0600	C12N-0600	600mm	1200mm	0.72	22kg
12N-0650	C12N-0650	650mm	1200mm	0.78	23kg
12N-0700	C12N-0700	700mm	1200mm	0.84	25kg
12N-0750	C12N-0750	750mm	1200mm	0.90	27kg
12N-0800	C12N-0800	800mm	1200mm	0.96	29kg
12N-0850	C12N-0850	850mm	1200mm	1.02	31kg
12N-0900	C12N-0900	900mm	1200mm	1.08	32kg
12N-0950	C12N-0950	950mm	1200mm	1.14	34kg
12N-1000	C12N-1000	1000mm	1200mm	1.20	36kg
12N-1050	C12N-1050	1050mm	1200mm	1.26	38kg
12N-1100	C12N-1100	1100mm	1200mm	1.32	40kg
12N-1150	C12N-1150	1150mm	1200mm	1.38	41kg
12N-1200	C12N-1200	1200mm	1200mm	1.44	43kg
12N-1250	C12N-1250	1250mm	1200mm	1.50	45kg
12N-1300	C12N-1300	1300mm	1200mm	1.56	47kg
12N-1350	C12N-1350	1350mm	1200mm	1.62	49kg
12N-1400	C12N-1400	1400mm	1200mm	1.68	50kg
12N-1450	C12N-1450	1450mm	1200mm	1.74	52kg
12N-1500	C12N-1500	1500mm	1200mm	1.80	54kg
12N-1550	C12N-1550	1550mm	1200mm	1.86	56kg
12N-1600	C12N-1600	1600mm	1200mm	1.92	58kg
12N-1650	C12N-1650	1650mm	1200mm	1.98	59kg
12N-1700	C12N-1700	1700mm	1200mm	2.04	61kg
12N-1750	C12N-1750	1750mm	1200mm	2.10	63kg
12N-1800	C12N-1800	1800mm	1200mm	2.16	65kg
12N-1850	C12N-1850	1850mm	1200mm	2.22	67kg
12N-1900	C12N-1900	1900mm	1200mm	2.28	68kg
12N-1950	C12N-1950	1950mm	1200mm	2.34	70kg
12N-2000	C12N-2000	2000mm	1200mm	2.40	72kg





## SUGGESTED SPIGOT PLACEMENT



12mm thick clear toughened

5mm radius corners

Suits friction spigots

No hole toughened glass

Superior edge finishing

Grade 'A' toughened glass

Australian standards compliant  
AS/NZS2208

Corner protectors in packing



Perth's pool fencing panels are  
pre-wrapped in cardboard

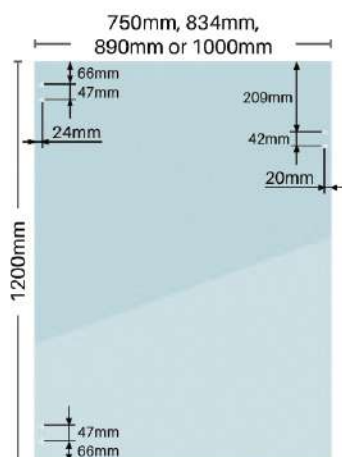
Overall Width	A*	B*	C*
200mm	50mm	100mm	50mm
250mm	50mm	150mm	50mm
300mm	100mm	100mm	100mm
350mm	100mm	150mm	100mm
400mm	100mm	200mm	100mm
450mm	100mm	250mm	100mm
500mm	100mm	300mm	100mm
550mm	100mm	350mm	100mm
600mm	100mm	400mm	100mm
650mm	100mm	450mm	100mm
700mm	100mm	500mm	100mm
750mm	150mm	450mm	150mm
800mm	150mm	500mm	150mm
850mm	150mm	550mm	150mm
900mm	150mm	600mm	150mm
950mm	150mm	650mm	150mm
1000mm	150mm	700mm	150mm
1050mm	150mm	750mm	150mm
1100mm	200mm	700mm	200mm
1150mm	200mm	750mm	200mm
1200mm	200mm	800mm	200mm
1250mm	200mm	850mm	200mm
1300mm	200mm	900mm	200mm
1350mm	200mm	950mm	200mm
1400mm	250mm	900mm	250mm
1450mm	250mm	950mm	250mm
1500mm	250mm	1000mm	250mm
1550mm	250mm	1050mm	250mm
1600mm	250mm	1100mm	250mm
1650mm	250mm	1150mm	250mm
1700mm	250mm	1200mm	250mm
1750mm	250mm	1250mm	250mm
1800mm	300mm	1200mm	300mm
1850mm	300mm	1250mm	300mm
1900mm	300mm	1300mm	300mm
1950mm	300mm	1350mm	300mm
2000mm	300mm	1400mm	300mm

\*To centre of spigot





## 8MM MASTER RANGE GATE PANELS



\*Hole positions shown to centre of hole

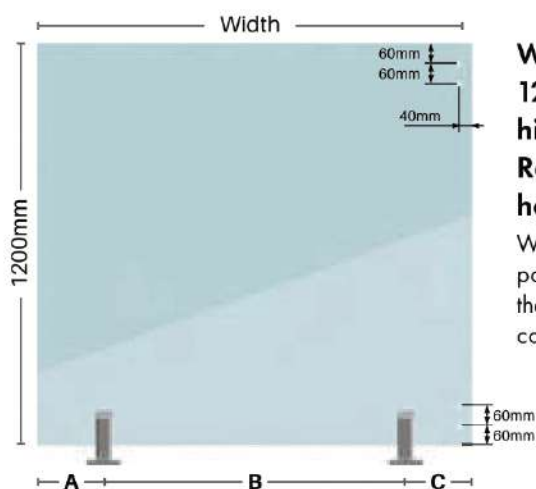
We offer 4 widths of 8mm clear toughened pool gate panels. The gates may be used to hinge from glass hinge panels or adjacent walls or posts. Holes are pre-drilled in gates to match Master Range hardware. Polaris 155 Series soft close hinges also suit hinge hole positions

8mm thick glass gates are lighter than 10mm or 12mm thick glass gates which leads to less wear and tear on gate hardware over the long term.

- 8mm thick clear toughened
- 2mm radius corners
- Suits Master Range hinges & latches
- Suits Polaris 155 Series hinges
- 6x Ø10mm holes

Order Code	Perth Order Code	Width	Height	Sqm	Weight
08SLG-0750	C08SLG-0750	750mm	1200mm	0.90	18kg
08SLG-0834	C08SLG-0834	834mm	1200mm	1.00	20kg
08SLG-0890	C08SLG-0890	890mm	1200mm	1.07	21kg
08SLG-1000	C08SLG-1000	1000mm	1200mm	1.20	24kg

## 12MM MASTER RANGE HINGE PANELS



We offer 11 widths of 12mm thick toughened hinge panels to suit Master Range & Polaris 155 hinge hardware.

With a selection of 11 hinge panel widths plus 4 gate widths, the majority of installation configurations may be satisfied.

- 12mm thick clear toughened
- 5mm radius corners
- Suits Master Range hardware
- Suits Polaris 155 Series hinges
- 4x Ø14mm holes

Use with glass to glass Master Range hinges  
See page 54 for specs



OR  
Polaris 155 Series hinges  
See page 60 for specs



Suggested spigot placement \*To centre of spigot

Width	A*	B*	C*
600mm	100mm	400mm	100mm
800mm	150mm	500mm	150mm
1000mm	150mm	700mm	150mm
1100mm	200mm	700mm	200mm
1200mm	200mm	800mm	200mm
1300mm	200mm	900mm	200mm
1400mm	250mm	900mm	250mm
1500mm	250mm	1000mm	250mm
1600mm	250mm	1100mm	250mm
1700mm	250mm	1200mm	250mm
1800mm	300mm	1200mm	300mm

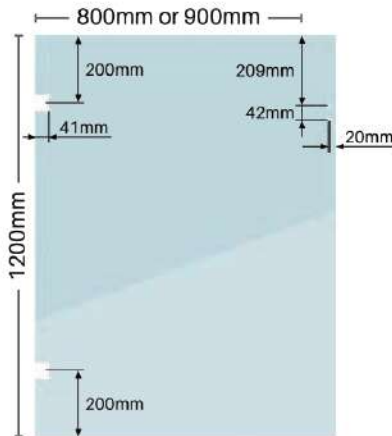
\*\*Hinge panel must be braced to wall/post or another glass panel with glass clamps or rigi clamps

Order Code	Perth Order Code	Width	Height	Sqm	Weight
**12NH-0600	C12NH-0600	600mm	1200mm	0.72	22kg
**12NH-0800	C12NH-0800	800mm	1200mm	0.96	29kg
12NH-1000	C12NH-1000	1000mm	1200mm	1.20	36kg
12NH-1100	C12NH-1100	1100mm	1200mm	1.32	40kg
12NH-1200	C12NH-1200	1200mm	1200mm	1.44	43kg
12NH-1300	C12NH-1300	1300mm	1200mm	1.56	47kg
12NH-1400	C12NH-1400	1400mm	1200mm	1.68	50kg
12NH-1500	C12NH-1500	1500mm	1200mm	1.80	54kg
12NH-1600	C12NH-1600	1600mm	1200mm	1.92	58kg
12NH-1700	C12NH-1700	1700mm	1200mm	2.04	61kg
12NH-1800	C12NH-1800	1800mm	1200mm	2.16	65kg



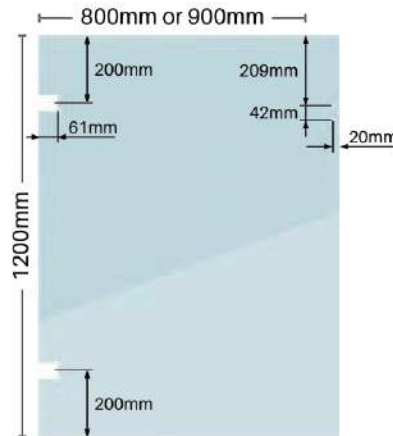


## 12MM POLARIS GATE PANELS



Suits glass to glass installation

\*Hole positions shown to centre of hole



Suits glass to wall/post installation

### We offer 2 widths of gates to suit Polaris Soft Close hinges.

Polaris 125 Series hinges are specially designed with a soft close action to take the weight of a 12mm thick glass gate.

The depth of the glass cut outs differ between the wall/post hinge gate and the glass to glass gate. A deeper hinge cut out is required for the wall/post glass gate, which is why two gate types are offered.

12mm thick clear toughened

5mm radius corners

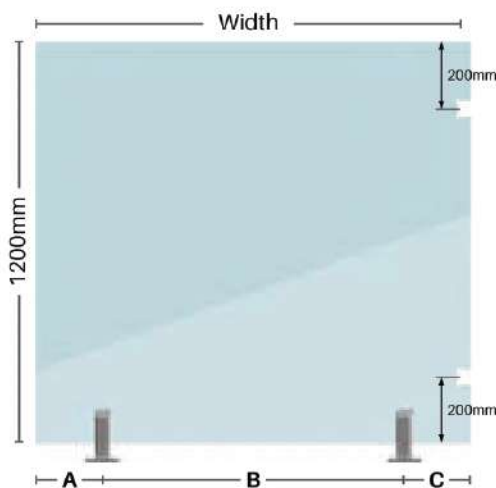
Suits Polaris 125 series hinges

2x hinge cut outs

2x Ø12mm diameter holes

Application	Order Code	Perth Order Code	Width	Height	Sqm	Weight
Glass to glass	12PGG-0800	C12PGG-0800	800mm	1200mm	0.96	29kg
	12PGG-0900	C12PGG-0900	900mm	1200mm	1.08	32kg
Glass to wall/post	12PWG-0800	C12PWG-0800	800mm	1200mm	0.96	29kg
	12PWG-0900	C12PWG-0900	900mm	1200mm	1.08	32kg

## 12MM POLARIS HINGE PANELS



Suggested spigot placement \*To centre of spigot

Width	A*	B*	C*
600mm	100mm	400mm	100mm
800mm	150mm	500mm	150mm
1000mm	150mm	700mm	150mm
1100mm	200mm	700mm	200mm
1200mm	200mm	800mm	200mm
1300mm	200mm	900mm	200mm
1400mm	250mm	900mm	250mm
1500mm	250mm	1000mm	250mm
1600mm	250mm	1100mm	250mm
1700mm	250mm	1200mm	250mm
1800mm	300mm	1200mm	300mm

### There are 11 widths of 12mm thick toughened hinge panels with cut outs to suit Polaris Soft Close Hinges.

With a selection of 11 hinge panel widths plus 2 gate widths, the majority of installation configurations may be satisfied.

12mm thick clear toughened

5mm radius corners

Suits Polaris 125 series hinges

2x hinge cut outs

Use with glass to glass Polaris Soft Close hinges

See page 57 for specs



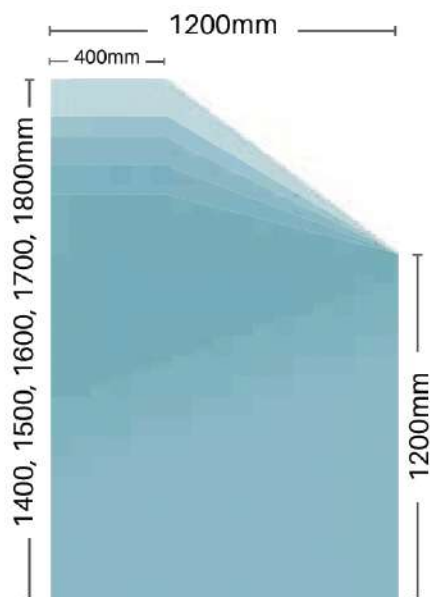
Order Code	Perth Order Code	Width	Height	Sqm	Weight
*12NPH-0600	C12NPH-0600	600mm	1200mm	0.72	22kg
*12NPH-0800	C12NPH-0800	800mm	1200mm	0.96	29kg
12NPH-1000	C12NPH-1000	1000mm	1200mm	1.20	36kg
12NPH-1100	C12NPH-1100	1100mm	1200mm	1.32	40kg
12NPH-1200	C12NPH-1200	1200mm	1200mm	1.44	43kg
12NPH-1300	C12NPH-1300	1300mm	1200mm	1.56	47kg
12NPH-1400	C12NPH-1400	1400mm	1200mm	1.68	50kg
12NPH-1500	C12NPH-1500	1500mm	1200mm	1.80	54kg
12NPH-1600	C12NPH-1600	1600mm	1200mm	1.92	58kg
12NPH-1700	C12NPH-1700	1700mm	1200mm	2.04	61kg
12NPH-1800	C12NPH-1800	1800mm	1200mm	2.16	65kg

\*Hinge panel must be braced to wall/post or another glass panel with glass clamps or rigi clamps





## 12MM RETAINING WALL PANELS



**To be compliant to pool fencing requirements, raked panels may be needed.**

Our raked panels are higher at one side of the glass which enables step points or changes in height to be overcome. We have 1200mm wide panels with 5 heights available. The modular raked panels are a large cost saving versus custom made raked glass and also enable jobs to be completed immediately.

Please take care to refer to relevant Standards to ensure our raked panels are suitable for your needs as each installation situation/compliance requirement is unique.

Order Code	Perth Order Code	Width	Height	Sqm	Weight
12NRP-1400HT	C12NRP-1400HT	1200mm	1400mm	1.60	48kg
12NRP-1500HT	C12NRP-1500HT	1200mm	1500mm	1.68	50kg
12NRP-1600HT	C12NRP-1600HT	1200mm	1600mm	1.76	53kg
12NRP-1700HT	C12NRP-1700HT	1200mm	1700mm	1.84	55kg
12NRP-1800HT	C12NRP-1800HT	1200mm	1800mm	1.92	58kg

12mm thick clear toughened

5mm radius corners

Suits friction spigots

No hole toughened glass

Superior edge finishing

Grade 'A' toughened glass

Australian standards compliant  
AS/NZS2208

Corner protectors in packing

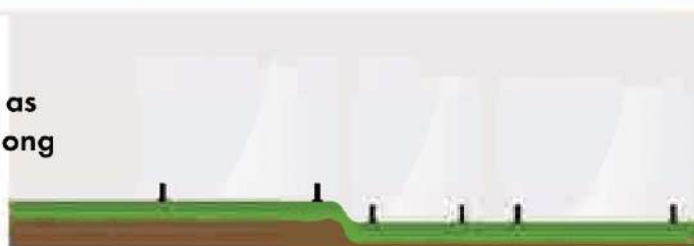


Perth's pool fencing panels are  
pre-wrapped in cardboard

**Overcome  
different levels  
along fence line**



**Overcome  
landscaping as  
a toe hold along  
fence line**




**Overcome  
stepping point  
issues around  
fence line**



**Consider using RIGI clamps to  
provide extra rigidity for bracing  
to adjacent panels**

See page 76 for specs

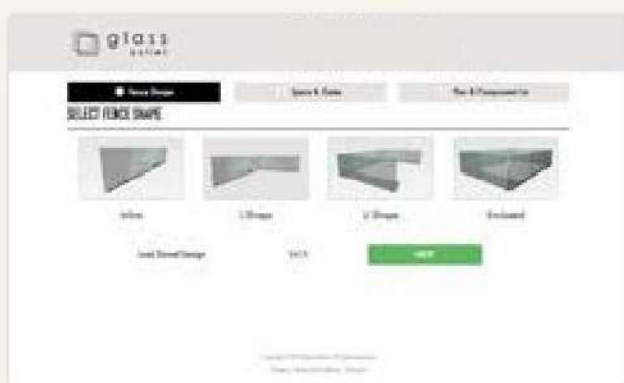




12mm thick frameless glass pool fencing calculator  
[www.stagfencing.com.au](http://www.stagfencing.com.au)

## Plan and build your glass pool fence online!

EASY TO USE POOL FENCE CALCULATOR FOR 12MM FRAMELESS GLASS POOL FENCES



### Step 1

Choose your fence configuration



### Step 2

Enter your fence specifications



### Step 3

Review your fence plan and component list  
and email to yourself

### Try it out today!

Visit our website and look for the  
**Stag Fencing** button to start building  
your fence – or copy the links below  
into your web browser

[www.stagfencing.com.au](http://www.stagfencing.com.au)

*Note: Stag Fencing is used for frameless pool fencing. It does not take into account site specific requirements or engineering. Stag Fencing will provide a bill of materials but does not provide a quote/sales order. Please contact your nearest depot for pricing or stock availability.*

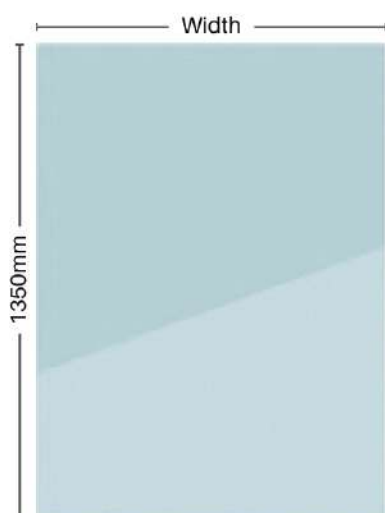




## 12MM CLEARGLAZE GLASS

**For the minimalist look, Clearglaze glass is an ideal solution. Glass is grouted directly into the ground which removes the need for spigots.** When preparing for new concrete pours, a slot can be left into which glass panels are inserted and then grouted in. For existing concrete areas, suitable concrete cutting can provide the required slot. Glass is 1350mm high to ensure the top of glass remains at 1200mm or more above finished floor level. Refer page 75.

Clearglaze glass is also commonly used for side fix spigot installations. Once installed the 1350mm high glass remains at 1200mm above floor level.



Order Code	Perth Order Code	Width	Height	Sqm	Weight
12CG-0600	C12CG-0600	600mm	1350mm	0.81	24kg
12CG-0700	C12CG-0700	700mm	1350mm	0.95	28kg
12CG-0800	C12CG-0800	800mm	1350mm	1.08	32kg
12CG-0900	C12CG-0900	900mm	1350mm	1.22	37kg
12CG-1000	C12CG-1000	1000mm	1350mm	1.35	41kg
12CG-1100	C12CG-1100	1100mm	1350mm	1.49	45kg
12CG-1200	C12CG-1200	1200mm	1350mm	1.62	49kg
12CG-1300	C12CG-1300	1300mm	1350mm	1.76	53kg
12CG-1400	C12CG-1400	1400mm	1350mm	1.89	57kg
12CG-1500	C12CG-1500	1500mm	1350mm	2.03	61kg
12CG-1600	C12CG-1600	1600mm	1350mm	2.16	65kg

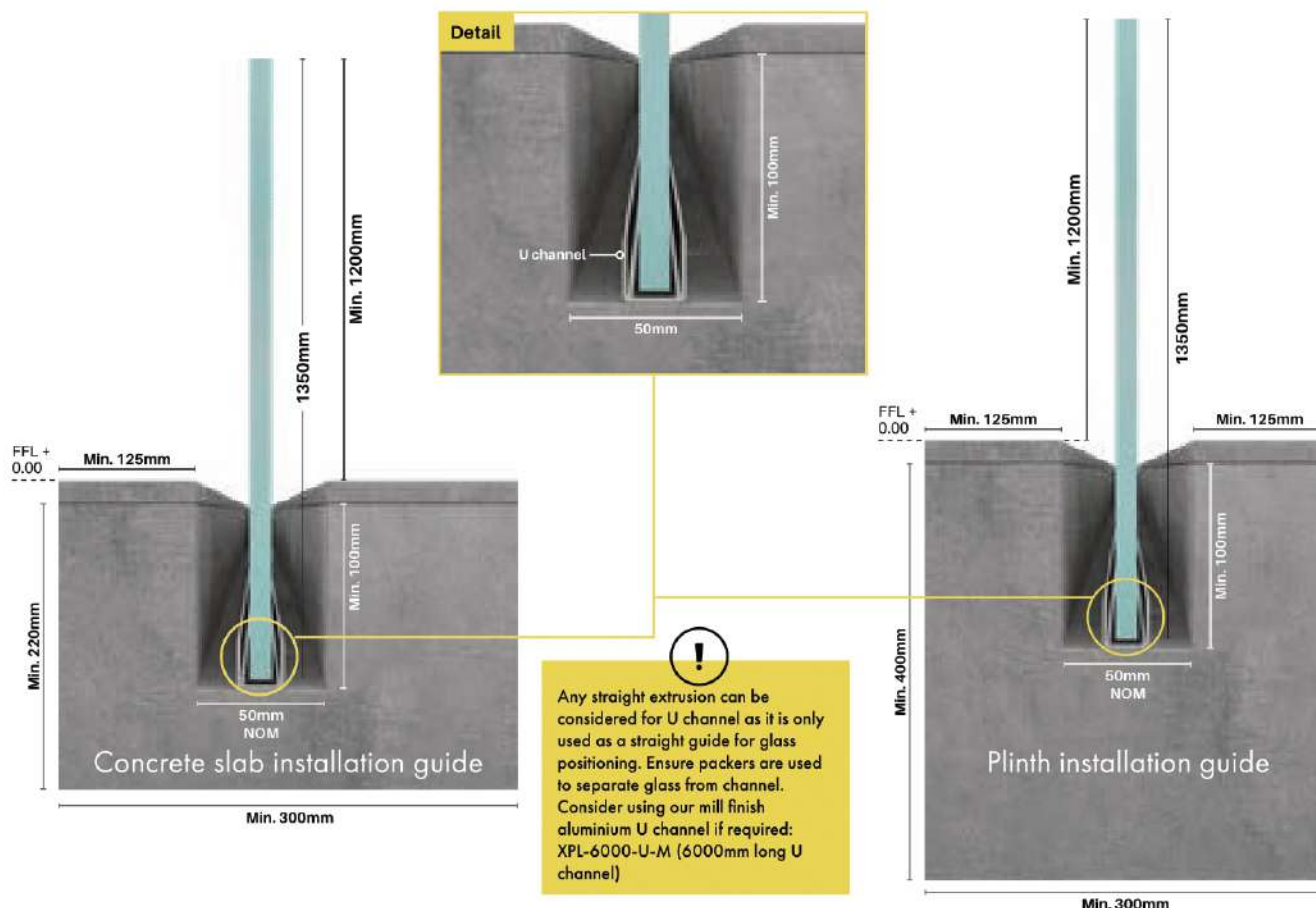
12mm thick clear toughened

5mm radius corners

! Perth's pool fencing panels are pre-wrapped in cardboard

## Rebate information

Use as a guide only as each installation situation is different

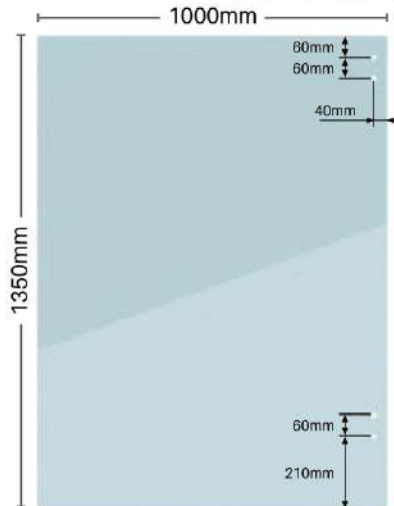




## 12 MM CLEARGLAZE GLASS

To complement the Clearglaze panel range, a 1000mm wide hinge panel is available to suit the Master Range and Polaris hinges. The hinge panel may be used in conjunction with multiple gate sizes to achieve your desired configuration. Refer to pages 60-69 for general hardware installation details.

### Hinge panel to suit Master Range / Polaris 155 Series

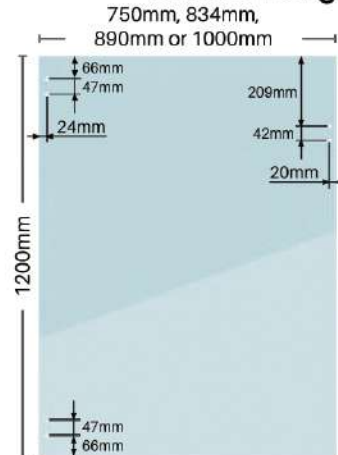


\*Hole positions shown to centre of hole

Order Code	Perth Order Code	Sqm	Weight
12CGH-1000	C12CGH-1000	1.35	41kg

12mm thick clear toughened  
5mm radius corners  
Suits Master Range & Polaris 155 Series hinges  
4x Ø14mm holes

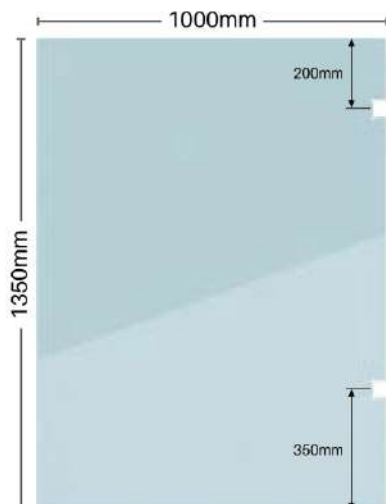
### Master range gates



8mm thick clear toughened  
2mm radius corners  
Suits Master Range & Polaris 155 Series hinges  
6x Ø10mm holes

Order Code	Perth Order Code	Sqm	Weight
08SLG-0750	C08SLG-0750	0.90	18kg
08SLG-0834	C08SLG-0834	1.00	20kg
08SLG-0890	C08SLG-0890	1.07	21kg
08SLG-1000	C08SLG-1000	1.20	24kg

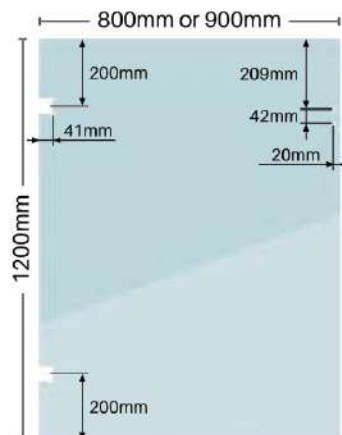
### Hinge panel to suit Polaris 125 Series



Order Code	Perth Order Code	Sqm	Weight
12CGPH-1000	C12CGPH-1000	1.35	41kg

12mm thick clear toughened  
5mm radius corners  
Suits Polaris 125 Series hinges  
2x hinge cut outs

### Polaris gates



12mm thick clear toughened  
5mm radius corners  
Suits Polaris 125 Series hinges  
2x hinge cut outs  
2x Ø12mm holes

Order Code	Perth Order Code	Sqm	Weight
12PGG-0800	C12PGG-0800	0.96	29kg
12PGG-0900	C12PGG-0900	1.08	32kg



Perth's pool fencing panels are pre-wrapped in cardboard





REPELS WATER



WARRANTY

# The world's leading glass treatment now available

## Ultimate protection

Optically clear, UV stable, chemical resistant, water and oil repellent

## Reduces maintenance costs

EnduroShield keeps glass visibly cleaner for longer and reduces the frequency between cleans

## Highly durable

Permanently bonds to the glass and comes with a true 10 year performance warranty\*

## Suits all glass ranges

From balustrading to pool fencing, high rise and domestic glazing, shower screens and insulated glass units, EnduroShield is the smart choice for glass

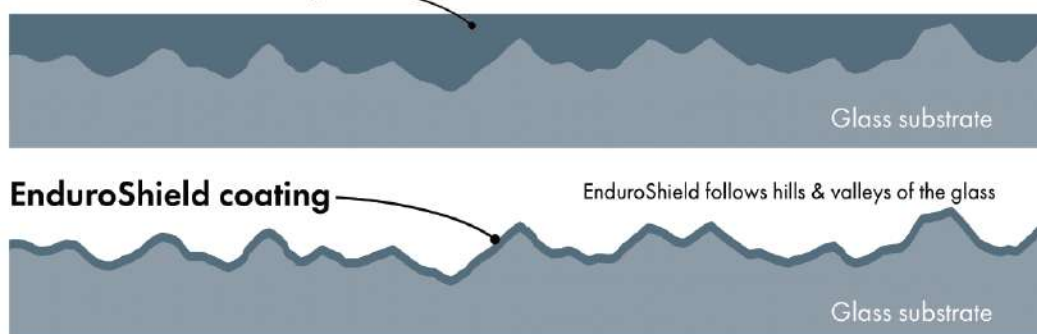


**Add value to your glass sale and increase your profit!**

**A permanent\*  
coating that is  
both water and  
oil repellent**

Silicone based coating

Competitor products fill in hills & valleys of the glass



Silicone based sealers sit on top of the glass surface and can quickly wear off, leaving the surface unprotected. EnduroShield follows the hills and valleys of the glass, forming a strong, permanent\* bond that does not flake or peel.

## Testing and certification

\*EnduroShield's performance has been independently tested by one of the leading global testing and certification houses, TÜV Rheinland in Germany for durability, easy-clean functionality, safety and quality. Testing was carried out to simulate a lifetime of 10 years on glass for both interior and exterior use, and EnduroShield passed all tests.



- Easy to clean
- Durability tested

\*Contact us for warranty info and terms and conditions



# How to place your EnduroShield order

**We now offer an EnduroShield coating service in-house, applied by fully accredited and specially trained staff**

**Purchase our EnduroShield coating service as an optional extra on your next order!**

This service can be purchased for job lot orders from all glass ranges available from us, including project orders.

Service only available at Virginia, Gold Coast, Newcastle & Perth depots.  
Availability at other depots subject to notice.

## Step 1

Place order for glass as normal

## Step 2

Specify EnduroShield coating required

**We have a FREE excel calculator which provides instant pricing.**

[Contact us for your copy](#)

## Step 3

We will provide you with a sales order confirmation of pricing with EnduroShield coating

## Step 4

We will apply EnduroShield coating on both sides of glass in your order. Once coating has cured, glass will be despatched (pick-up, delivery or freight as required)







# Friction spigot range

Our commitment to quality and compliance means we supply carefully designed products, keeping in mind both appearance and also Australian Standards' load requirements. Each product range is vigorously tested for material composition (compliance to stainless steel composition for example).

Our large range of spigots and finishes ensures a product selection is possible for all install situations.

*extended body*

## Pool Madrid range SS2205

Core drill & base plated



- Duplex stainless steel 2205
- Polish, satin or matt black finish
- Recessed friction plate for ease of installation
- Single friction
- Specifically designed for pool fence load requirements at an incredible price point

*refer page 18*

## Pool Madrid range SS2205

Core drill



- Duplex stainless steel 2205
- Polish, satin or matt black finish
- Recessed friction plate for ease of installation
- Single friction core drill spigot
- Extended body ideal where extra depth required for pool fencing installations

*refer page 19*

## Madrid range SS2205

Core drill & base plated



- Duplex stainless steel 2205
- Polish, satin or matt black finish
- Recessed friction plate for ease of installation
- Single friction
- Maximum strength

*refer pages 20-21*

## Madrid tilt SS2205

Face mount



- Duplex stainless steel 2205
- Polish, satin or matt black finish
- Face mount installation
- Ideal for narrow width slabs
- Innovative tilt adjustment assists with aligning glass panels

*refer page 28*

## Madrid vertical SS2205

Face mount



- Duplex stainless steel 2205
- Polish, satin or matt black finish
- Face mount installation
- Ideal for narrow width slabs
- Great price point

*refer page 24*

## Madrid deluxe SS2205

Top fix



- Duplex stainless steel 2205
- Polish or satin finish
- Top fix installation
- Single central bottom hidden fixing
- Ideal for narrow beams or slabs
- No need for dress rings or base plate covers

*refer page 32*

Pool fencing compliant

Friction fits to 12mm glass

Matching stainless steel accessories

Australia's largest range

Easy to courier

Trade quality products



### Custom finish Madrid spigots

Core drill, base plated & vertical



Customize our MADRID core drill, base plated and vertical spigots and matching covers with our new release MADRID CUSTOM range. Select from a large range of DULUX or INTER-PON powder coat finishes and create a truly unique frameless pool or balustrade.

*refer page 22*

### Madrid face mount SS2205

Face mount



- Duplex stainless steel 2205
- Polish, satin or matt black finish
- Recessed friction plate for ease of installation
- Single friction
- Face mount with hidden fixings
- Ideal for narrow width slab installations
- Glass positioned above floor line

*refer page 23*

### Lifestyle range SS2205 PATENTED DOUBLE FRICTION

Core drill & base plated



- Round and square spigots available
- Duplex stainless steel 2205
- Polish, satin or matt black finish
- Base plate has multiple fixing points for easy installation & domical cover included
- Double friction assists glass panel alignment

*refer pages 36-39*

### Rio range SS2205

Core drill & base plated



- Duplex stainless steel 2205
- Polish or satin finish
- Recessed friction plate for ease of installation
- Single friction round profile

*refer pages 40-41*

### PolyStainless Composite spigot

Core drill



- No earthing required
- Non-conductive, composite construction
- Spigot and dress rings available in matt black or silver finish
- Suits 12mm thick glass
- Designed for core drill installations

*refer page 42*

### Versa-tilt Anodised Aluminium

Deck mount or face mount

Glass tilt adjustable



- Clear anodised internal aluminium channel to guard against corrosion
- Brushed satin or mill finish aluminium fixing covers
- Tilt adjustable glazing channel
- Pre-machined fixing holes in channel
- Deck or face mount options

*refer pages 44-47*

### Spigot insulator

Core drill & base plated

- Simply sleeve over Madrid stainless steel core drill or base plated spigot prior to install or can be retrofitted after spigot install
- Made from ASA thermoplastic - excellent weather and chemical resistance and high impact strength
- Non-conductive material effectively insulates stainless steel spigots
- Black, silver or white finish



*refer pages 48-49*





## MADRID POOL SS2205

Designed specifically for pool fencing load requirements, the Madrid pool spigot range is the ultimate in quality at an unbelievable price point.



### Madrid pool spigot

#### FRICTION FIT

**Polish, satin or matt black finish**

Order Code:

**Core drill:** POOLMAD-S-P (Polish)

POOLMAD-S-S (Satin)

POOLMAD-S-B (Matt Black)

**Base plated:** POOLMAD-SBP-P (Polish)

POOLMAD-SBP-S (Satin)

POOLMAD-SBP-B (Matt Black)

- Duplex stainless steel 2205
- Designed for pool fencing load requirements while keeping price point in mind
- Contemporary tapered top to comply with 'no toe hold' requirements
- Base plate has 4x countersunk holes to enable flush fixing
- Use with standard Madrid dress rings and domical cover
- 45mm front profile
- Earthing terminal included
- Recessed friction plate provides a neat finish and easy installation
- M10 bolt at bottom of core drill spigot allows for height adjustment and adds extra anchoring strength



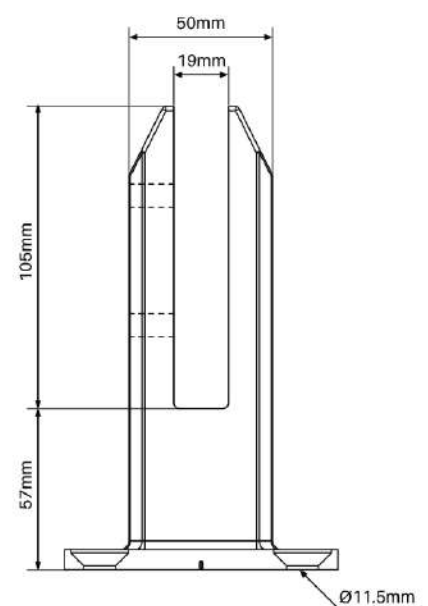
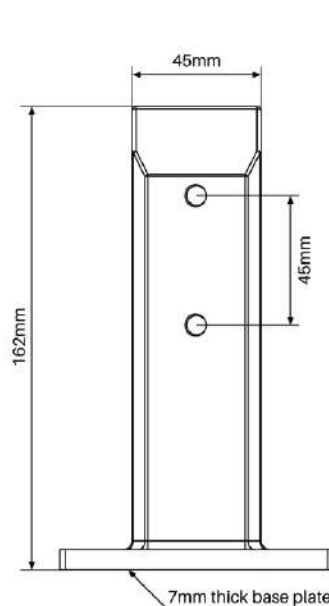
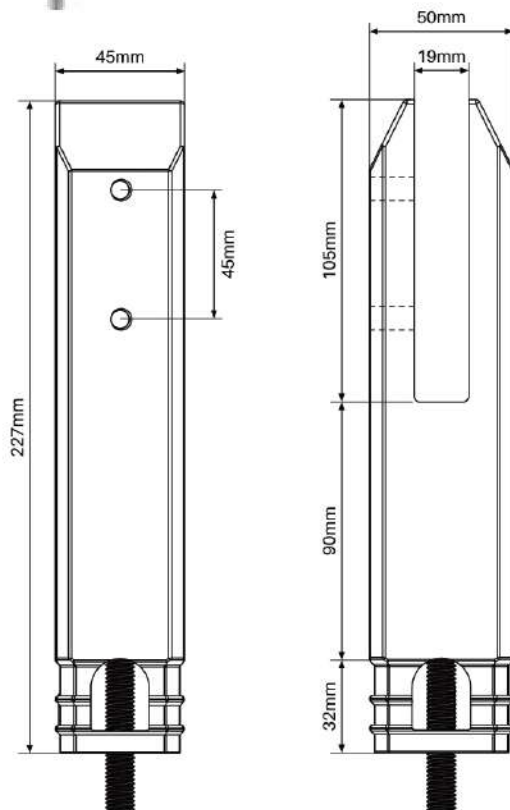
Notched base plate  
for centre line alignment



Handy earthing terminal on core  
drill & base plated spigots

See page 20-21 for dress ring  
and domical cover options

**Amazing price point!**





## MADRID POOL EXTENDED SS2205

The Extended Pool Madrid spigot is ideal where extra depth is required for core drilling – for example, core drilling through pavers to concrete below.



*extended body*

### Madrid pool spigot

#### FRICTION FIT

**Polish, satin or matt black finish**

Order Code: POOLMAD-EXT-S-P (Polish)

POOLMAD-EXT-S-S (Satin)

POOLMAD-EXT-S-B (Black)

- Duplex stainless steel 2205
- Designed for pool fencing load requirements while keeping price point in mind
- Ideal where deeper core drilling is required
- Use with standard madrid dress rings
- 45mm front profile
- Earthing terminal included
- Recessed friction plate provides a neat finish and easy installation
- 285mm long plus M10 height adjustment bolt

### Optional extras



#### Flat dress ring

100mm x 100mm

**Polish, satin or matt black finish**

Order Code:

MAD-DR-P

MAD-DR-S

MAD-DR-B



#### Raised dress ring

100mm x 100mm

**Polish, satin or matt black finish**

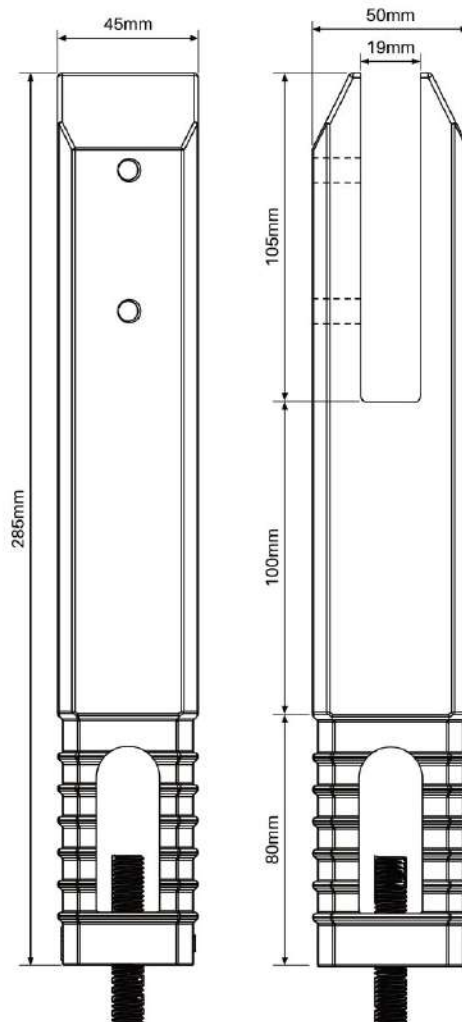
Order Code:

MAD-DR-RAISED-P

MAD-DR-RAISED-S

MAD-DR-RAISED-B

### Installation example



### Trade tips

Raised dress rings are helpful if grout in the core hole sets slightly above ground level. The slightly tapered finish of the dress ring overcomes this issue.

With an overall height of 285mm plus an added height adjustment bolt, the extended pool madrid range is ideal where extra depth is required for core drilling







## MADRID RANGE SS2205

Stainless steel 2205 is a superior duplex stainless steel which features elevated levels of chemical components enabling superior strength and corrosion resistance in harsh marine environments. The Madrid range has been designed with superior strength and a slimline profile.



### Core drill spigot

#### FRICTION FIT

**Polish, satin or matt black finish**

Order Code: **MAD-S-P (Polish)**

**MAD-S-S (Satin)**

**MAD-S-B (Black)**

- Duplex stainless steel 2205 - designed for superior strength
- Square shape with minimal visible fixings
- Modern 45mm front profile
- M10 bolt at bottom enables up to 60mm of vertical height adjustment, a contact point for earthing, and extra anchoring in footings (helpful when working with sand)
- Recessed single friction plate for neat finish & easy installation
- Tapered packer included (1mm to 1.5mm) to enable tilt adjustment of glass

Available in  
custom finish  
page 22 for info

### Optional extras



#### Flat dress ring

100mm x 100mm outer

**Polish, satin or matt black finish**

Order Code: **MAD-DR-P**

**MAD-DR-S**

**MAD-DR-B**



#### Raised dress ring

100mm x 100mm outer

**Polish, satin or matt black finish**

Order Code: **MAD-DR-RAISED-P**

**MAD-DR-RAISED-S**

**MAD-DR-RAISED-B**

### Trade tip

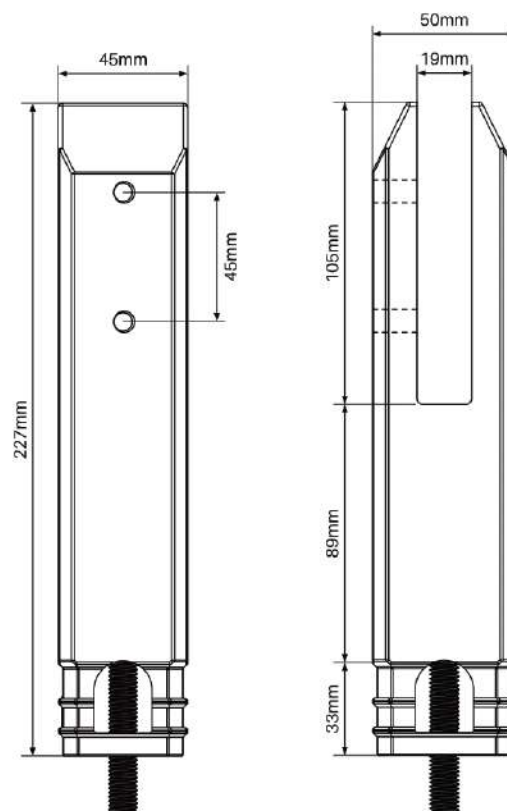
Raised dress rings are helpful if grout in the core hole sets slightly above ground level. The slightly tapered finish of the dress ring overcomes this issue.



### Highest quality finish

The Madrid matt black spigots use genuine Akzo Nobel textured powder to provide the highly sought after matt black finish.

To ensure proper adhesion of powder to stainless steel, a special pre-treatment is undertaken whereby a thin, zirconium based conversion layer is applied to the stainless steel substrate. This special coating provides robust corrosion protection and enhanced paint adhesion.





## MADRID RANGE SS2205

The friction plate in the Madrid Range has been specially designed to provide maximum clamping action on the toughened glass. A stainless steel plate is moulded into the friction plate which is the entire width & height of the spigot mouth. This ensures maximum distributed clamping action.



### Base plated spigot

#### FRICITION FIT

**Polish, satin or matt black finish**

Order Code: MAD-SBP-P (Polish)

MAD-SBP-S (Satin)

MAD-SBP-B (Black)

- Duplex stainless steel 2205
- Contemporary tapered top to comply with 'no toe hold' requirements
- Base plate has 4x countersunk holes to enable flush fixing. Countersunk timber screw available (hex head drive)
- Modern square shape with minimal visible fixings
- Recessed single friction plate for neat finish & easy installation
- Tapered packer included (1mm to 1.5mm) to enable tilt adjustment of glass
- Structure of spigot maximises strength

Available in  
custom finish  
page 22 for info.

### Optional extras



#### Slimline domical cover

12mm high

**Polish, satin or matt black finish**

Order Code: MAD-SDC-P

MAD-SDC-S

MAD-SDC-B

Requires countersunk fixings to be used due to slimline cover



#### High domical cover

22mm high

**Polish, satin or matt black finish**

Order Code: MAD-HDC-P

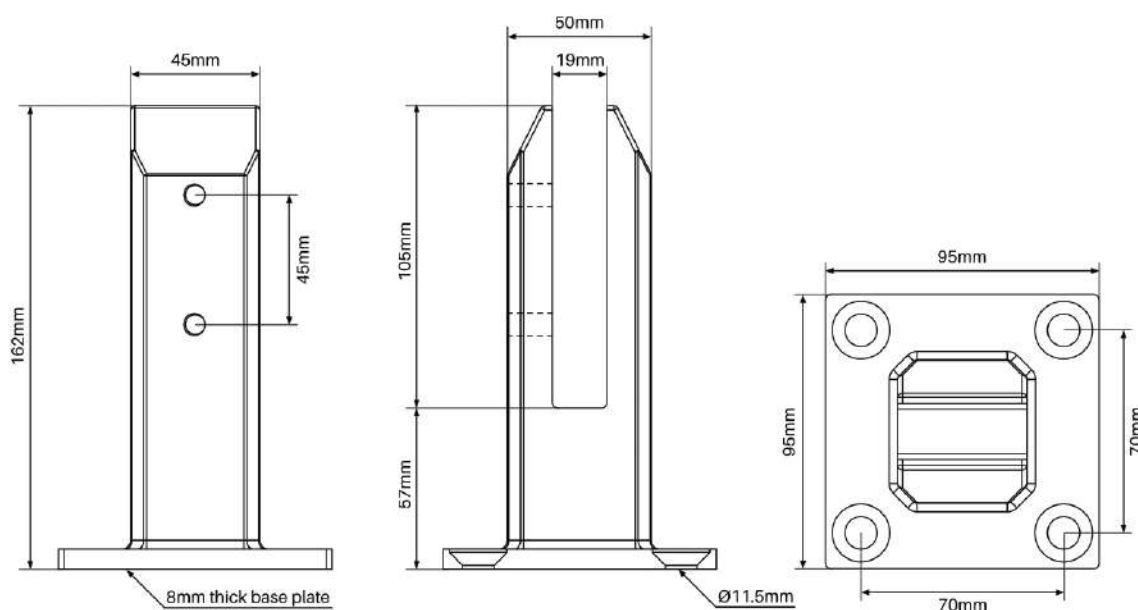
MAD-HDC-S

MAD-HDC-B

Consider when using dynabolts or high fixings & fasteners



**See page 50 for convenient timber & concrete fixing kits for base plated installs**







# custom colour MADRID SPIGOTS

**Customize our MADRID core drill, base plated and vertical spigots and matching covers with our new release MADRID CUSTOM range.**

Select from a large range of DULUX or INTERPON powder coat finishes and create a truly unique frameless pool or balustrade.



## Madrid Custom Spigots

### Whip blast finish

Order Code: **MADCUS-CORED** (Core drill)

**MADCUS-BASEP** (Base plated)

**MADCUS-VERTC** (Vertical)

**MADCUS-DR-RAISED** (Dress ring raised)

**MADCUS-SDC** (Slimline domical cover)

**MADCUS-HDC** (High domical cover)

- Large range of colours available for job lot powder coating
- Premium commercial powder coat finishes available
- Interpon D2525 series
- Dulux Premium series (Duratec & Electro ranges)
- Australia's best practice powder coating is followed: whip blast finish, epoxy primer & then powder coated
- Suits 12mm glass
- Powder coated at a premium facility in Brisbane with Australia wide delivery\*
- \*Freight applies to direct shipments
- For spigot & cover technical drawings – refer pages 18-25



+ OUR EASY TO USE ORDER FORM



LARGE SELECTION OF QUALITY FINISHES





## MADRID FACE MOUNT SS2205

Innovative solution for face mounting of glass with no visible fixings. This spigot is ideal for out of ground pools which have a narrow top perimeter. Made from superior Duplex 2205 stainless steel ensuring strength and high corrosion resistance. Glass is positioned above floor line.



### Face mount spigot

#### FRICITION FIT

**Polish, satin or matt black finish**

Order Code: **MAD-FACEM-P** (Polish)

**MAD-FACEM-S** (Satin)

**MAD-FACEM-B** (Black)

- Duplex stainless steel 2205
- Slimline 45mm front profile
- Face mount installation – no need for core drill or base plated spigots
- 2x M12 fixing nuts included (M12 lag screw or threaded rod sold separately)
- Slotted fixing hole allows for easy positioning of fixings
- Cover plate hides fixings for neat finish
- Earthing terminal included
- Height adjustment packers and stand offs available – ideal where tile coping protrudes past slab edge
- Friction screws for clamping plate situated on inside of balcony/pool for easy install

See page 84 for our complete range of M12 fixings

### Optional extras



Easily overcome height variances

#### Stackable packer

3mm thick

**Polish, satin or matt black finish**

Order Code:

**MAD-FACEM-3PKR-P**

**MAD-FACEM-3PKR-S**

**MAD-FACEM-3PKR-B**



Ideal for use when tile coping is present. Allows for positioning spigot away from edge

#### Ø38mm standoff

10mm thick

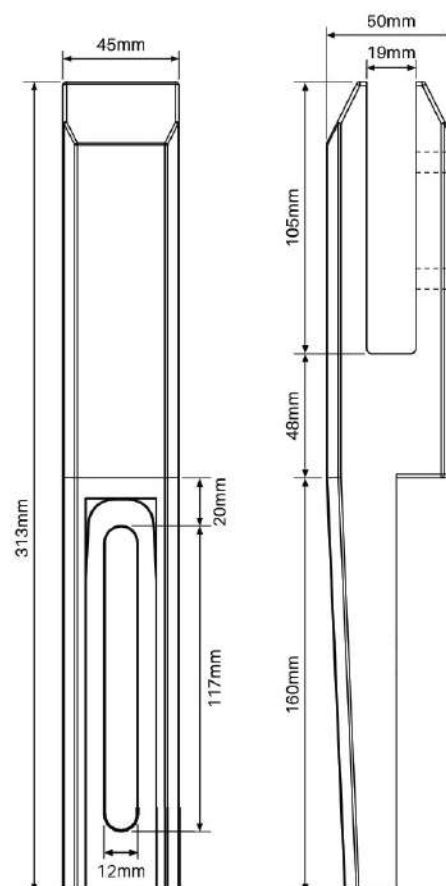
**Polish, satin or matt black finish**

Order Code:

**MAD-FACEM-SO10-P**

**MAD-FACEM-SO10-S**

**MAD-FACEM-SO10-B**





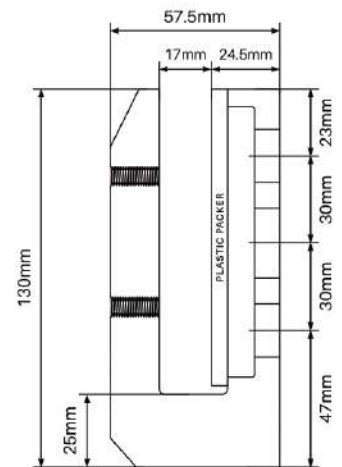


## MADRID VERTICAL SS2205

Stylish and cost effective face mount spigot solution into timber or concrete



Available in  
custom finish  
page 22 for info



### Madrid Vertical spigot

FRICTION FIT – WALL  
MOUNT CLAMP

Polish, satin or matt black finish

Order Code: MAD-VC-P (Polish)

MAD-VC-S (Satin)

MAD-VC-B (Black)

- Stainless steel 2205 in polish, satin and matt black finish
- Face mount spigot can be fixed to concrete, timber, beams or bearers
- A fast and easy alternative to glass standoffs
- Suits 12mm glass friction fit
- Ideal for narrow concrete slab installations with single central fixing
- Earthing terminal included for installations near waters edge
- Pool fencing and balustrade compliant. Contact us for load test reports
- Glass tilting HDPE packer tapered from 0.8mm to 1.3mm included to assist installation
- Eccentric rear bush included allows for vertical and horizontal adjustment when installing
- Fixing kits sold separately



Glass fits 103mm into  
spigot throat

## Fixing kits & accessories



### Madrid Timber/beam fixing kit

Order Code: MAD-M12KIT

- 2 x flat washers & 2 x spring washers
- 2 x nuts
- 1x 6.5mm thick packer
- \*\* M12 lag screw sold separately

See page 84 for our complete  
range of M12 fixings



### Madrid Concrete fixing kit

Order Code: MAD-M18KIT

- Suits installation into concrete
- Use appropriate chemical anchor
- 1 x M18x120mm threaded rod
- 2 x flat washers & 2 x spring washers
- 2 x nuts
- 1x 6.5mm thick packer



### Madrid Packers

Order Code: MAD-VC-PKR-4PK

- Use where uneven wall. Packer fits between wall and spigot to pack out
- 2.5mm thick black HDPE
- Stackable (provides increments of 2.5mm)
- Horse shape allows easy insertion
- Pack of 4



### Madrid Adjustable Angle Packers

Order Code: MAD-VC-PKRADJ-4PK

- Tapered packer from 1.5mm to 2.5mm
- Allows tilt adjustment. Packer fits between wall and spigot
- Tilt packer can be installed at top or bottom of spigot – allows spigot tilting inwards or outwards
- Black HDPE
- Stackable (provides increments of 1.5mm)
- Horse shape allows easy insertion
- Pack of 4



### Soudafix CA1400 Chemical anchor 280mL

Order Code: SOUD-CA1400

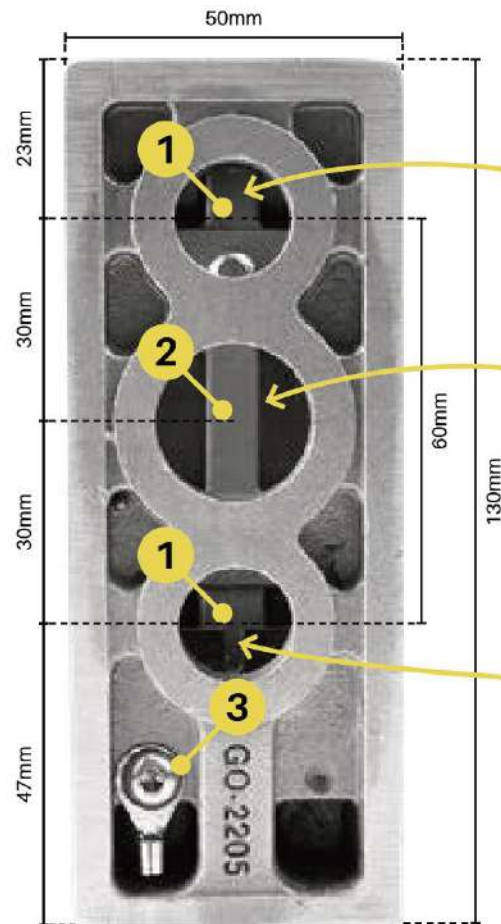
- High performance, two-component chemical anchoring resin for the pressure-free securing of anchoring rods, studs, threaded collars etc
- Easy to use and apply
- Fast cure (20°C=45min full cure; 30°C=25min full cure)
- Vinyl ester styrene free
- Can be used in damp concrete
- Apply with standard caulking gun



## MADRID VERTICAL SS2205

### Madrid vertical dimensions and install features

- 1 Top and bottom hole** – use with M12 lag screws or threaded rod for timber or joist fixing. Spigot comes with eccentric bush which allows adjustment up/down and sideways when installing
- 2 Middle hole** for concrete/slab installations comes with eccentric bush which allows adjustment up/down and sideways when installing
- 3 Earthing terminal** provided for installations near water's edge

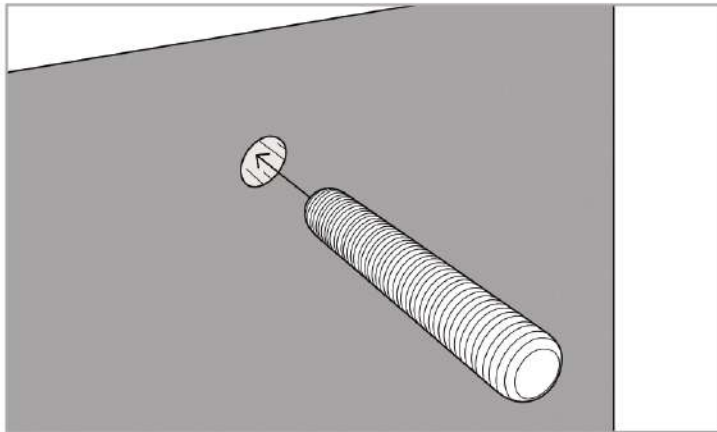
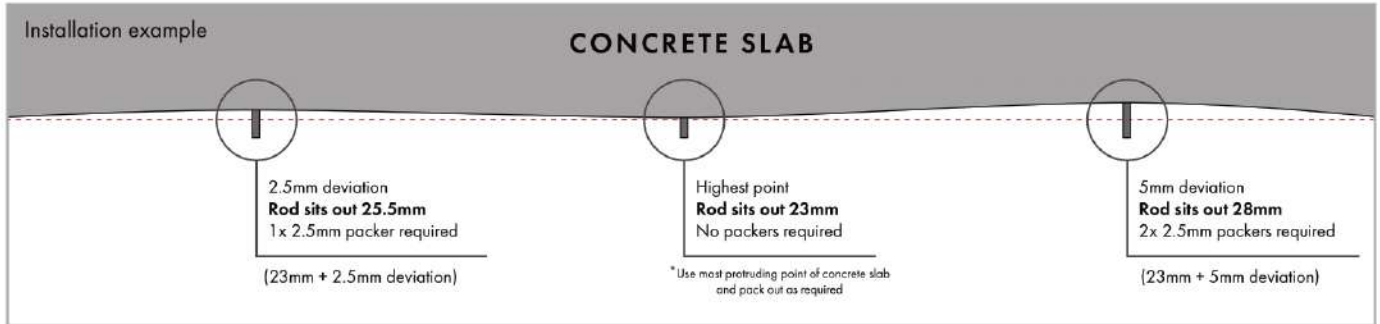




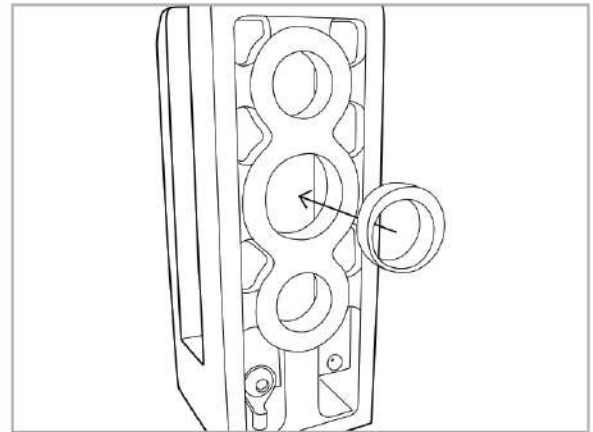


# MADRID VERTICAL CONCRETE INSTALL GUIDE

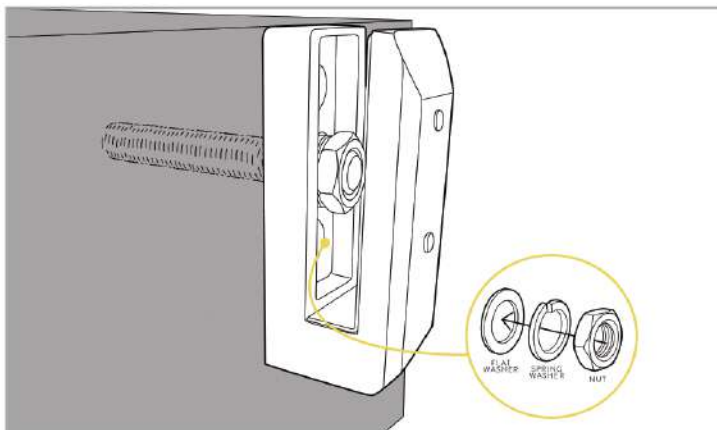
**NOTE:** Attach a stringline to the concrete surface from where the first clamp is being installed to where the last clamp is being installed and note any variance in slab deviation. Refer to below example for further information.



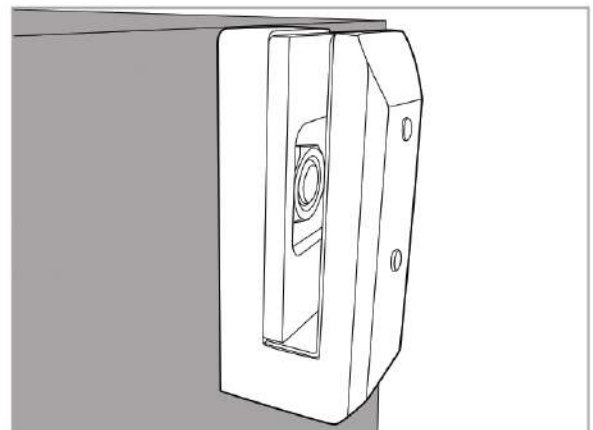
- 1 Core drill 20mm holes in concrete slab where spigots will be installed. Insert M18x120mm threaded rods into core holes and ensure rods are sitting out from the slab 23mm (or as required subject to diagram above). Chemically anchor rods into place.



- 2 Insert offset washer into centre hole on the back of the spigot. Discard other offset washers. The offset washer can be rotated inside centre hole to achieve vertical or horizontal adjustment.



- 3 Slide spigot with offset washer onto threaded rod and tighten nut over flat washer and spring washer. (Nut requires 26mm open ended ring spanner to tighten)

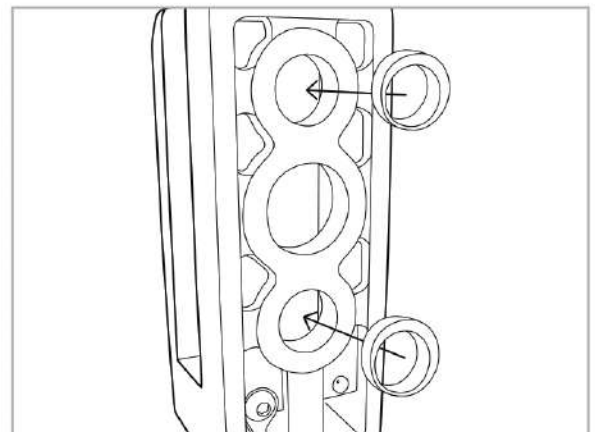
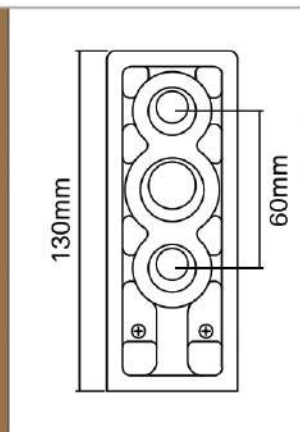
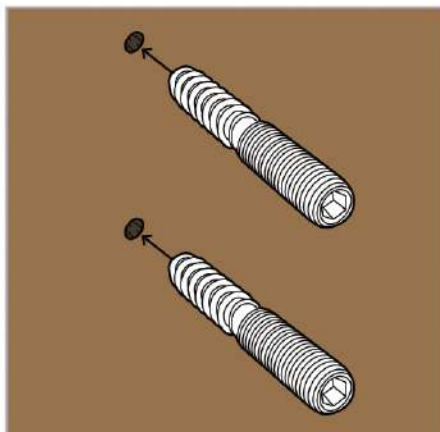
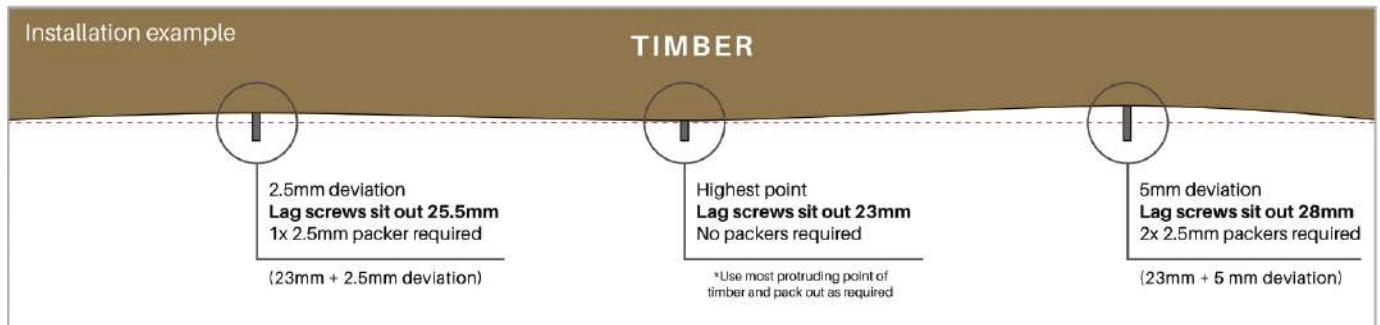


- 4 Take 6.5mm packer with centre cutout, remove 2x pieces of double sided tape and fit inside throat of spigot over threaded rod.



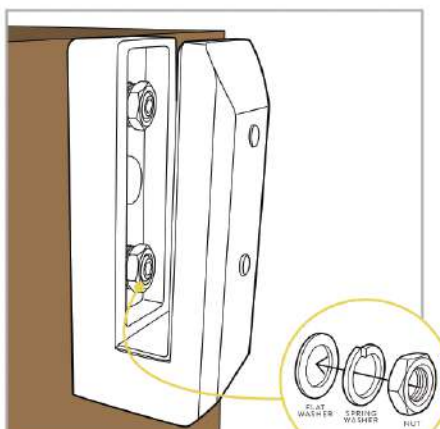
# MADRID VERTICAL TIMBER INSTALL GUIDE

NOTE: Attach a stringline to the timber surface from where the first clamp is being installed to where the last clamp is being installed and note any variance in timber deviation. Refer to below example for further information.

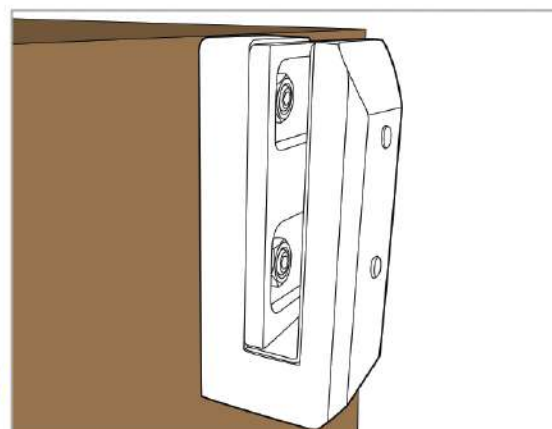


- 1 Pre-drill 2x pilot holes into timber where spigots will be installed (hole centres are 60mm).  
Drive 2x M12 lag screws into pilot holes and ensure thread is sitting out from the timber 23mm (or as required subject to diagram above).

- 2 Insert 2x offset washers into top and bottom holes on the back of the spigot. Discard large offset washer. The offset washers can be rotated inside top and bottom holes for vertical or horizontal adjustment.

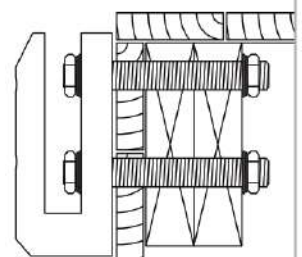


- 3 Slide spigot with offset washers onto lag screws and tighten nuts over flat washers and spring washers (Nut requires 19mm open ended ring spanner to tighten)



- 4 Take 6.5mm packer with 2x top and bottom cutouts, remove 2x pieces of double sided tape and fit inside throat of spigot over 2x lag screws with nuts.

## Alternative install method



**Perfect for beam or joist installation situations**  
Contact us for full install guide

\*Please consult your engineer relating to questions of concrete suitability for installations as hardness of concrete may vary. For chemical anchor, refer to the manufacturer's specification of minimum embedment of anchor and hole diameter as specifications may differ between manufacturers.  
We are unable to give technical advice regarding substrates.





# MADRID TILT SS2205

Innovative face mount spigot featuring tilt adjustment – ensures easy alignment of glass



## Madrid tilt spigot

### FRICTION FIT

Polish, satin or matt black finish

Order Code: MAD-TILT-S-P (Polish)

MAD-TILT-S-S (Satin)

MAD-TILT-S-B (Black)

- Duplex stainless steel 2205
- Face mount spigot – fix to vertical surface of concrete, timber/steel beams or bearers
- 2 part spigot for easy install: (1) rear plate fixed to vertical surface (2) spigot attaches to rear plate with 2 x M8 counter sunk screws
- Tilt adjustable – innovative design allows for tilt adjustment by simply turning top and bottom M8 grub screws
- Glass alignment adjustability is a huge installation advantage
- Timber/beam fixing – 2 x fixing points in the rear plate for increased strength
- Concrete fixing – ideal for narrow slabs with 1 x sturdy M18 fixing
- Neat finish – slide in cover plate hides exposed screws on spigot front
- Earthing terminal included
- 3mm stackable horseshoe packers sold separately that can be inserted behind rear plate to overcome uneven vertical surfaces



## Stackable packer


BLACK HDPE

3mm thick

Order Code:

MAD-TILT-PKR

Fits between wall/beam and rear plate to overcome uneven surfaces. Horseshoe shape design allows easy installation



TILT GLASS BACK

TILT GLASS FORWARD

## EASY TILT ADJUSTMENT

Innovative design – M8 pointed grub screw in top and bottom of spigot pushes onto 45 angle of rear plate allowing front spigot to tilt forward or back.

### TILT GLASS BACK

Unwind top M8 grub screw slightly and tighten bottom M8 grub screw to tilt glass back

### TILT GLASS FORWARD

Tighten top M8 grub screw and unwind bottom M8 grub screw slightly to tilt glass forward

## Optional extras



### M18 fixing kit

SS304

1 x M18x120mm threaded rod, 1 x flat washer, 1 x spring washer & 1 x nut

Order Code:

MAD-TILT-M18KIT

Commonly used for concrete installations – single fixing ideal for narrow slabs



### M12 fixing kit

SS304

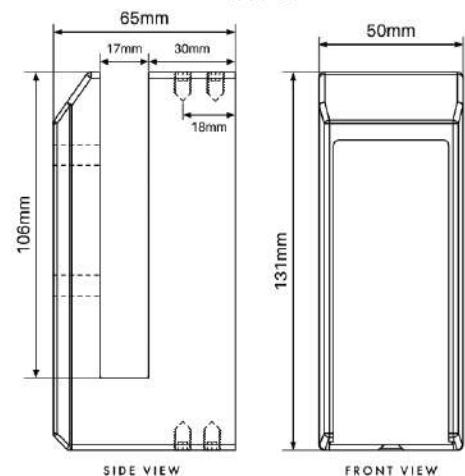
2 x M12x93mm lag screws, 2 x flat washers, 2 x spring washers & 2 x nuts

Order Code:

MAD-TILT-M12KIT

Commonly used for timber/beam fixing (M12 threaded rod may also be used with rear lock nuts as an alternative to lag screw timber/beam fixing – M12 threaded rod and rear fixing nut not included in MAD-TILT-M12KIT)

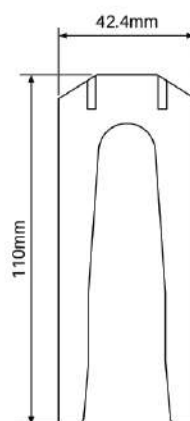
### SPIGOT



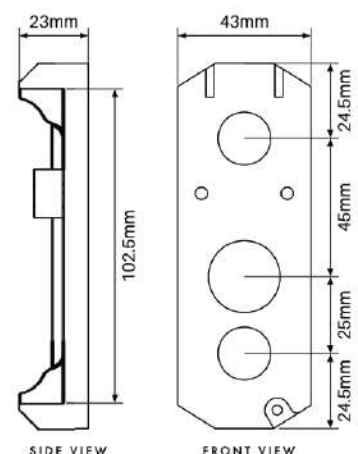
SIDE VIEW

FRONT VIEW

### PACKER



### REAR PLATE



SIDE VIEW

FRONT VIEW



## MADRID TILT SS2205

- 1** 110mmH x 42.4mm W x 3mm thick HDPE packer  
// Fit between wall/beam and back plate if uneven vertical surface. Stackable packer
- 2** Earth wire connection point
- 3** 102.5mmH x 43mm W SS2205 rear plate // Affixes to vertical surface
- 4** M12 nut & washers SS304 (also supplied with 93mm long lag screws x 2 in kit) // Generally used for timber beam/joist installations
- 5** M18 nut & washers SS304 (also supplied with 120mm long M18 rod in kit) // Generally used for concrete installations
- 6** 131mmH x 50mmW x 65mmD SS2205 spigot front // Attaches to rear plate
- 7** M8 pointed grub screw SS316 // Adjust angle of front spigot and lock off position
- 8** 102.5mmH x 47.5mmW SS2205 friction plate (with 1mm HDPE preglued packer) // Clamping plate to hold 12mm toughened glass in position
- 9** M8 grub screw SS316 // Tightens clamping plate against toughened glass
- 10** 108mmH x 42mmW x 1.5mm D SS316 plate (with countersunk M4 screw) // Slide in stainless steel plate to hide fixings once installed
- 11** M8 x 25mm countersunk screws SS316 x 2 // Attaches spigot front to rear plate

**Install note:** To ensure plate can slide in, spigot must have 70mm or more gap from floor/ground



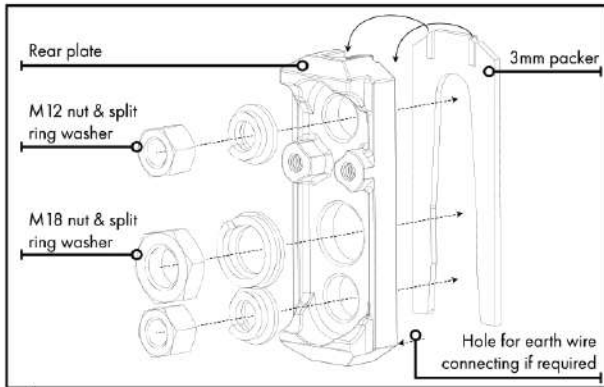
Images & drawings are not to scale



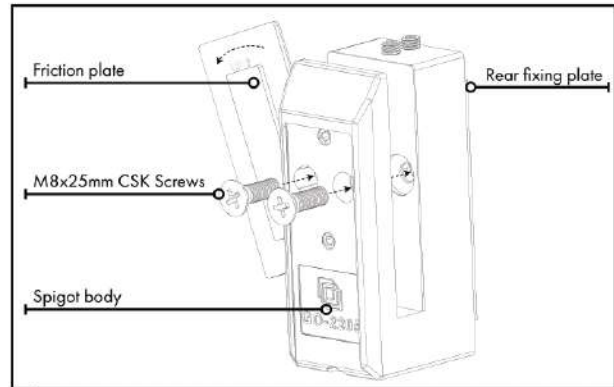




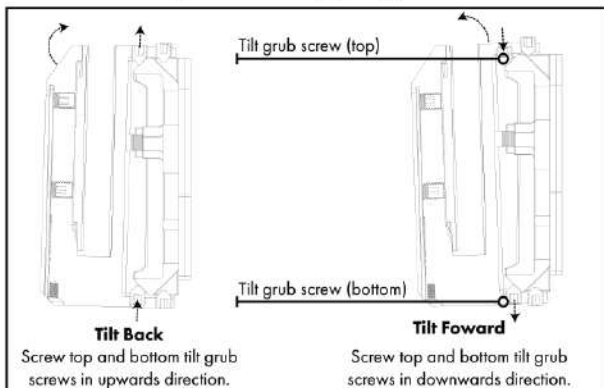
# MADRID TILT ADJUSTMENT INSTALLATION



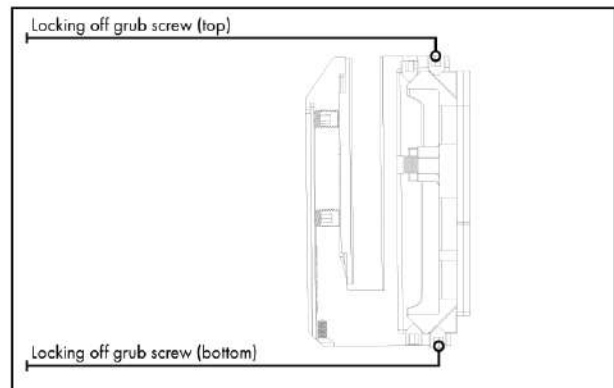
- 1 Secure the rear plate to substrate. Ensure rear plate installed with word 'TOP' facing upwards.  
Use appropriate fixing depending if steel, concrete, timber or other substrate.  
Fix rear plate using either (a) top & bottom holes with M12 rod/lag screw or (b) middle hole with M18 rod. Do not fix using all 3 holes.  
Multiple 3mm packers may be used to space rear plate from mounting wall in cases of over hanging lips etc.  
For the M18 and M12 holes, plastic bushes are provided. For each type, select between an offset bush and standard round bush. The offset bush can be rotated for height adjustment.  
**Install Note:** Central M18 rod to be used only for pool fencing. For balustrade installation always use 2 x M12 fixings per spigot.



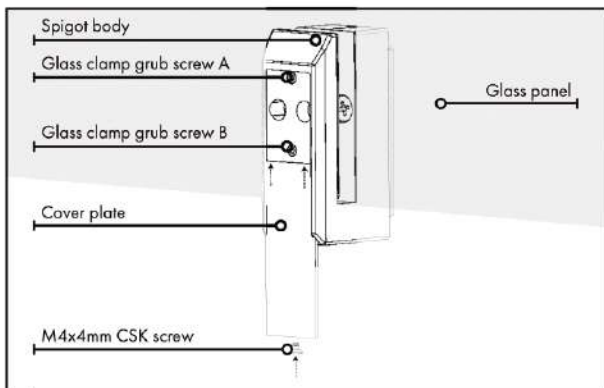
- 2 Remove friction plate from spigot body. Insert 2x M8x25mm counter sunk screws through holes in front and into back holes locating into threaded bosses in rear plate.  
Tighten M8x25mm counter sunk screws, securing the spigot front to rear plate.  
Use Loctite 242 or Ultraloc 3242 to ensure long lasting and secure fixing.  
Replace friction plate to spigot.



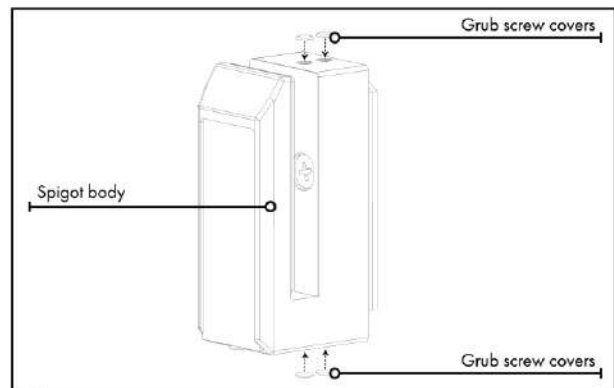
- 3A Before installing glass, use a spirit level to adjust spigot to vertical position.  
Recommended to use a string line from first to last spigot in alignment to ensure all spigots are level.  
Use the shown tilt grub screws on the top and bottom to tilt the spigot forward or back. Lock off grub screws (refer 3B) should be loosened off at this stage.  
**Install note:** Shorter M8 grub screws included in case of large angle adjustments causing existing grub screw to protrude. Replace with shorter M8 grub screw as required.



- 3B Once spigot is level use locking off grub screws (top and bottom) to secure spigot in position.  
Ensure grub screws are tightly affixed.



- 4 Install 12mm thick glass into spigot and tighten glass clamp grub screws A and B.  
Install cover plate by sliding upwards into recess at front of spigot.  
Secure cover in place with 1 x M4x4mm counter sunk screw.  
**Install note:** To ensure cover plate can slide into position, the spigot must have a 70mm minimum gap to floor/ground.



- 5 Adhere grub screw covers with silicone.

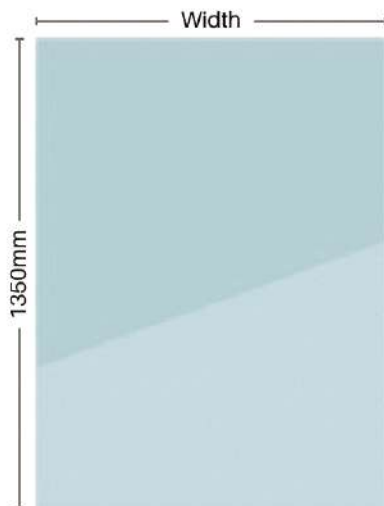
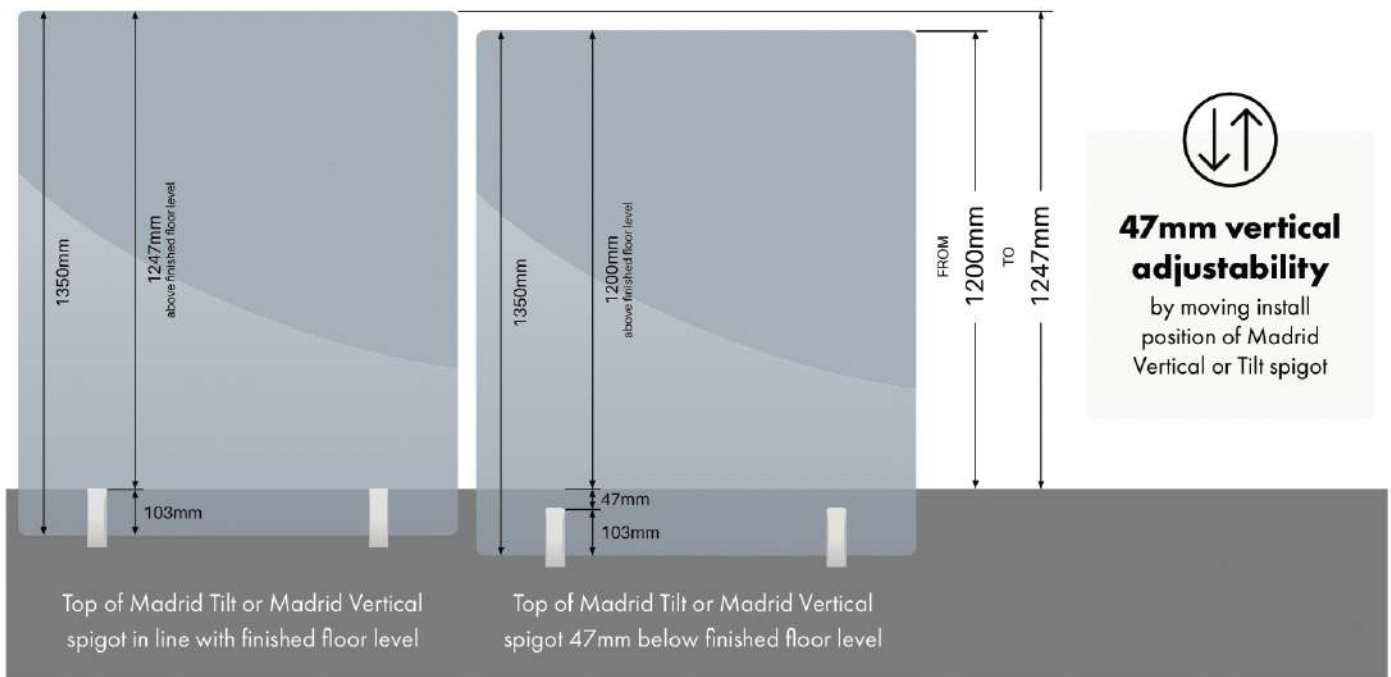
**BEWARE OF ELECTRICAL WIRING PRIOR TO DRILLING AND INSTALLING ANY FITTINGS**



# MADRID TILT SS2205

## Applies to Madrid Tilt & Madrid Vertical spigots

Using 1350mm high clear toughened for face mount **pool fencing** panels



Order Code	Perth Order Code	Width	Height	Sqm	Weight
12CG-0600	C12CG-0600	600mm	1350mm	0.81	24kg
12CG-0700	C12CG-0700	700mm	1350mm	0.95	28kg
12CG-0800	C12CG-0800	800mm	1350mm	1.08	32kg
12CG-0900	C12CG-0900	900mm	1350mm	1.22	37kg
12CG-1000	C12CG-1000	1000mm	1350mm	1.35	41kg
12CG-1100	C12CG-1100	1100mm	1350mm	1.49	45kg
12CG-1200	C12CG-1200	1200mm	1350mm	1.62	49kg
12CG-1300	C12CG-1300	1300mm	1350mm	1.76	53kg
12CG-1400	C12CG-1400	1400mm	1350mm	1.89	57kg
12CG-1500	C12CG-1500	1500mm	1350mm	2.03	61kg
12CG-1600	C12CG-1600	1600mm	1350mm	2.16	65kg

12mm thick clear toughened  
5mm radius corners



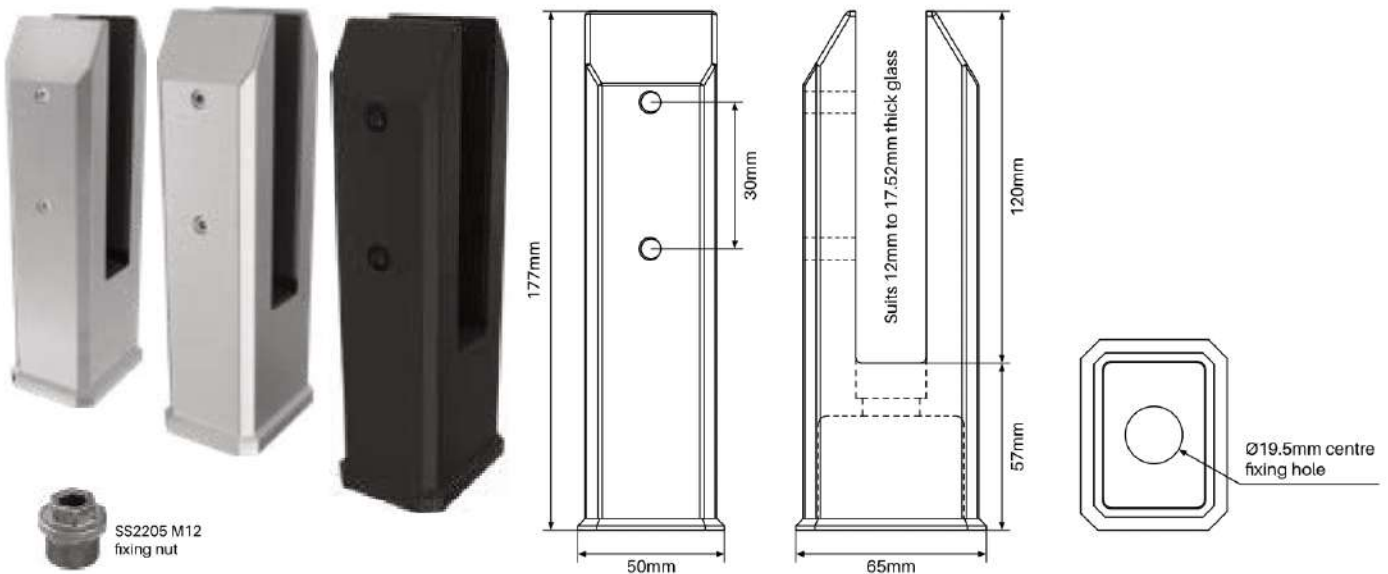
Perth's pool fencing panels are  
pre-wrapped in cardboard





# MADRID DELUXE TOP FIX SS2205

Single central hidden fixing ideal for narrow beams or slab installations



## Madrid Deluxe top fix clamp

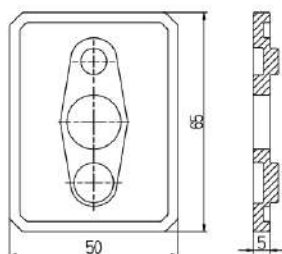
Polish, satin or matt black finish

Order Code: MADDEL-TF-P (Polish)

MADDEL-TF-S (Satin)

MADDEL-TF-B (Black)

- Stainless Steel 2205 spigot in polish, satin or matt black finish
- Top fix spigot installed with single central M12 fixing and specially machined nut
- Single central fixing ideal for narrow/PFC beams and slab installations
- No large core holes, or domical covers required
- 45mm front slimline profile x 65mm depth
- Suits 12mm up to 17.52mm glass
- Friction fit glass installation with recessed friction packer - no holes in glass required
- 120mm depth spigot mouth provides extra clamping strength and rigidity
- Internal packers included for glass panel alignment and tilt adjustment
- 5mm thick SS2205 height adjustment packer for uneven surfaces available in polish, satin and matt black finish (sold separately)



## 5mm height adjustment packer

Order Code: MADDEL-TFPCR-P

MADDEL-TFPCR-S

MADDEL-TFPCR-B

- SS2205 in polish, satin or matt black finish
- Sits under top fix spigot. Packers can be stacked on top of each other



## 115mm lag screw

M12 thread - SS304

Order Code: GS115LAG



## 160mm lag screw

M12 thread - SS304

Order Code: GS160LAG



## 120mm threaded rod

M12 thread - SS304

Order Code: GS120ROD



## 1000mm threaded rod

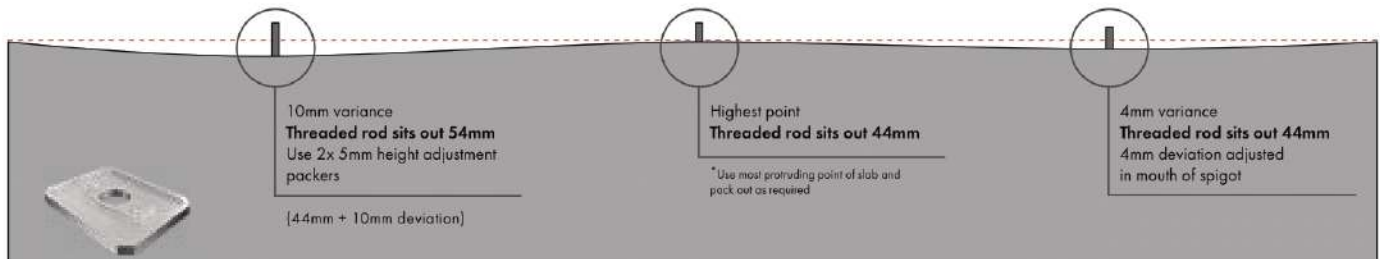
M12 thread - SS304

Order Code: GS1000ROD



# MADRID TOP FIX CONCRETE INSTALL GUIDE

**NOTE:** Attach a stringline to the surface from where the first spigot is being installed to where the last spigot is being installed and note any variance in floor level. Refer to below example for further information.



## HEIGHT ADJUSTMENT GUIDE

For larger floor variances, continue same methodology

### Floor variance

1mm – 5mm

5.1mm – 10mm

10.1mm – 15mm

15.1mm – 20mm

20.1mm – 25mm

### Adjustment required

Adjust glass with packers in mouth of spigot. 5mm height adjustment of glass is possible in mouth of spigot

Use 1x 5mm stainless packer and adjust glass with packers in mouth of spigot

Use 2x 5mm stainless packer and adjust glass with packers in mouth of spigot

Use 3x 5mm stainless packer and adjust glass with packers in mouth of spigot

Use 4x 5mm stainless packer and adjust glass with packers in mouth of spigot

- 1 Drill 1x 14mm hole in concrete slab where spigot will be installed. Insert M12 threaded rod into the hole and ensure rod is protruding from the slab 44mm (or as required subject to diagram above). Chemically anchor rods into place.

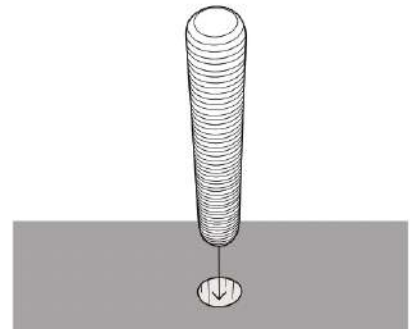


**Soudafix CA1400**

**Chemical anchor 280mL**

**Order Code: SOUD-CA1400**

Refer page 24



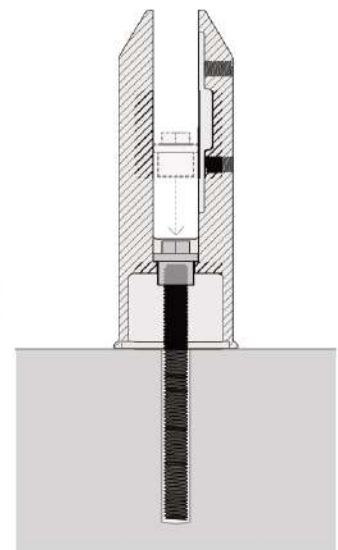
- 2 Place Madrid Top Fix Spigot down onto M12 fixing. Position machined nut into centrally located cavity in the spigot and tighten nut securely onto thread (It is always recommended to use Loctite on fixing threads). Ensure spigot is firmly and securely fastened down.

### Trade tip!

Tilt adjustment and side to side adjustment packers are included with each spigot to assist in installation

### Important!

Fixing nut suits 8mm hex drive or 14mm socket



\*Please consult your engineer relating to questions of concrete suitability for installations as hardness of concrete may vary. For chemical anchor, refer to the manufacturer's specification of minimum embedment of anchor and hole diameter as specifications may differ between manufacturers. We are unable to give technical advice regarding substrates.





# MADRID TOP FIX TIMBER INSTALL GUIDE

**NOTE:** Attach a stringline to the surface from where the first spigot is being installed to where the last spigot is being installed and note any variance in floor level. Refer to below example for further information.

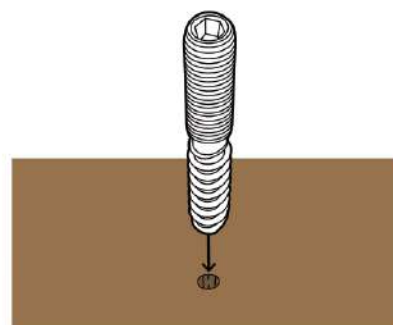


## HEIGHT ADJUSTMENT GUIDE

For larger floor variances, continue same methodology

Floor variance	Adjustment required
1mm – 5mm	Adjust glass with packers in mouth of spigot 5mm height adjustment of glass is possible in mouth of spigot
5.1mm – 10mm	Use 1x 5mm stainless packer and adjust glass with packers in mouth of spigot
10.1mm – 15mm	Use 2x 5mm stainless packer and adjust glass with packers in mouth of spigot
15.1mm – 20mm	Use 3x 5mm stainless packer and adjust glass with packers in mouth of spigot
20.1mm – 25mm	Use 4x 5mm stainless packer and adjust glass with packers in mouth of spigot

- 1 Pre-drill 1x pilot hole into timber where spigot will be installed. Drive M12 lag screw into pilot hole and ensure thread is protruding 44mm from timber (or as required subject to diagram above).



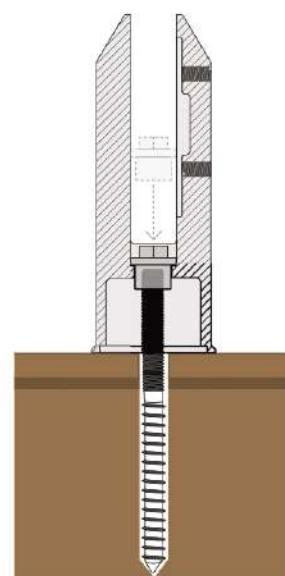
- 2 Place Madrid Top Fix Spigot down onto M12 fixing. Position machined nut into centrally located cavity in the spigot and tighten nut securely onto thread (It is always recommended to use Loctite on fixing nut thread) Ensure spigot is firmly and securely fastened down.

### Trade tip!

Tilt adjustment and side to side adjustment packers are included with each spigot to assist in installation

### Important!

Fixing nut suits 8mm hex drive or 14mm socket

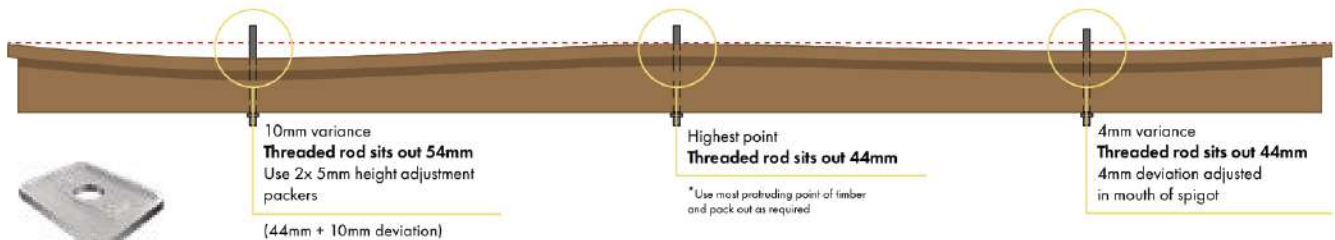


\*Please consult your engineer regarding suitability and structural integrity of timber, steel or other beam/substrate. Timber hardness and strength varies and as each installation situation is different we are unable to provide technical advice regarding suitability of substrate.



# MADRID TOP FIX JOIST/BEAM INSTALL GUIDE

**NOTE:** Attach a stringline to the surface from where the first spigot is being installed to where the last spigot is being installed and note any variance in floor level. Refer to below example for further information.

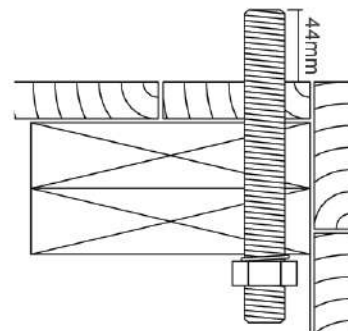


## HEIGHT ADJUSTMENT GUIDE

For larger floor variances, continue same methodology

Floor variance	Adjustment required
1 mm – 5 mm	Adjust glass with packers in mouth of spigot. 5mm height adjustment of glass is possible in mouth of spigot
5.1 mm – 10 mm	Use 1x 5mm stainless packer and adjust glass with packers in mouth of spigot
10.1 mm – 15 mm	Use 2x 5mm stainless packer and adjust glass with packers in mouth of spigot
15.1 mm – 20 mm	Use 3x 5mm stainless packer and adjust glass with packers in mouth of spigot
20.1 mm – 25 mm	Use 4x 5mm stainless packer and adjust glass with packers in mouth of spigot

- 1 Pre-drill 1 x 12.5mm or 13mm hole through joist/beam. Insert threaded rods and leave 44mm of thread protruding from top of joist/beam (or as required subject to diagram above). Ensure enough thread is left protruding from underneath the joist/beam for an M12 nut with spring washer to be affixed (purchase from nut & bolt shop).



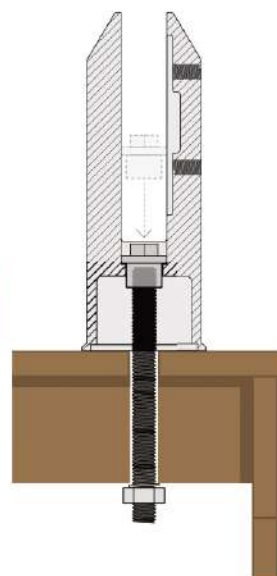
- 2 Place Madrid Top Fix Spigot down onto M12 fixing. Position machined nut into centrally located cavity in the spigot and tighten nut securely onto thread (It is always recommended to use Loctite on fixing nut thread). Ensure spigot is firmly and securely fastened down.

### Trade tip!

Tilt adjustment and side to side adjustment packers are included with each spigot to assist in installation

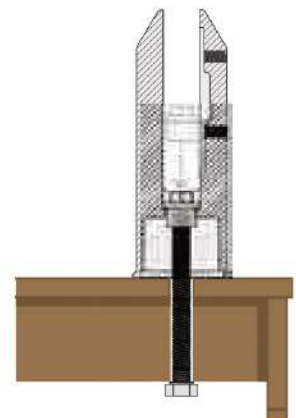
### Important!

Fixing nut suits 8mm hex drive or 14mm socket



## Alternative install method

Contact us for full install guide



\*Please consult your engineer regarding suitability and structural integrity of timber, steel or other beam/substrate. Timber hardness and strength varies and as each installation situation is different we are unable to provide technical advice regarding suitability of substrate.





## LIFESTYLE SQUARE RANGE SS2205

Made from superior strength duplex 2205 grade stainless steel, the Lifestyle square range provides the perfect mix of quality and strength. Innovatively designed recessed friction plates and patented double friction technology enables easy installation.



### Core drill pool spigot

#### DOUBLE FRICTION

**Polish, satin or matt black finish**

Order Code: LS-DF-S-P (Polish)

LS-DF-S-S (Satin)

LS-DF-S-B (Black)

- Duplex stainless steel 2205
- Patented double friction technology allows for easy tilt adjustment and alignment of frameless glass panels
- Square shape with minimal visible fixings
- 45mm front profile
- Bottom M10 bolt provides up to 60mm of vertical height adjustment and extra anchoring in footings
- Recessed friction plates provide a neat finish and easy installation
- Structure of spigot maximises strength

Includes terminal for quick and easy earthing if required



### Optional extras



#### Flat dress ring

100mm x 100mm outer

**Polish, satin or matt black finish**

Order Code: LS-DR-P

LS-DR-S

LS-DR-B



#### Raised dress ring

100mm x 100mm outer

**Polish, satin or matt black finish**

Order Code: LS-DR-RAISED-P

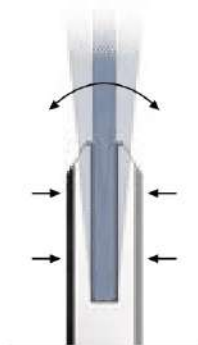
LS-DR-RAISED-S

LS-DR-RAISED-B

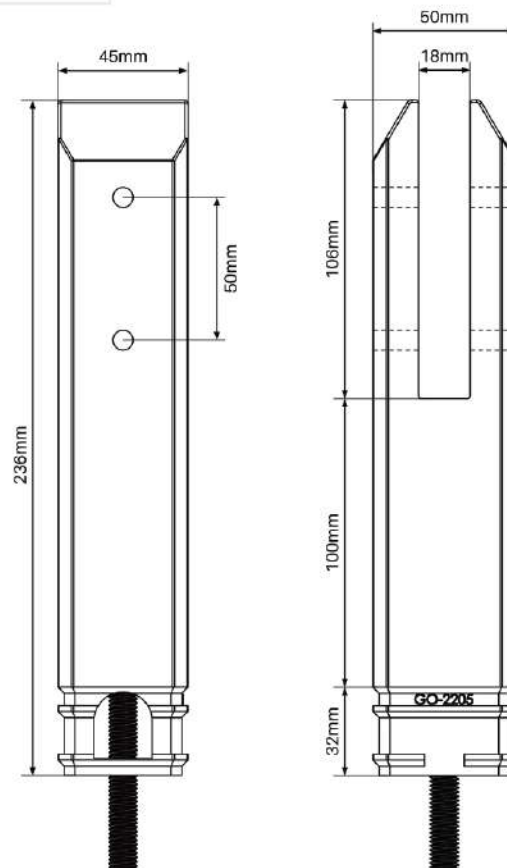
### Trade tip

Raised dress rings are helpful if grout in the core hole sets slightly above ground level. The slightly tapered finish of the dress ring overcomes this issue.

### PATENTED double friction TECHNOLOGY



Adjust tilt and sideways alignment of glass easily





## LIFESTYLE SQUARE RANGE SS2205

Double friction technology really shines in our base plated spigots. In many instances, finished floors are not level which can cause issues for frameless glass installations. Double Friction spigots allow easy alignment of glass and importantly, easy adjustment in the future – commonly required for base plated installations on timber decks.



### Base plated pool spigot

#### DOUBLE FRICTION

Includes domical cover

**Polish, satin or matt black finish**

Order Code: LS-DF-SBP-P (Polish)

LS-DF-SBP-S (Satin)

LS-DF-SBP-B (Black)

- Duplex stainless steel 2205
- Double friction technology saves installation time and allows ease of adjustability
- Slimline 45mm front profile
- Recessed double friction plates enable fast install plus tilt and sideways adjust of frameless glass
- Multiple fixing points in base plate allow ease of install

Includes a  
22mm high  
domical cover  
in the box



### Optional extras



#### Slimline domical cover

**Polish, satin or matt black finish**

Order Code: MAD-SDC-P

MAD-SDC-S

MAD-SDC-B

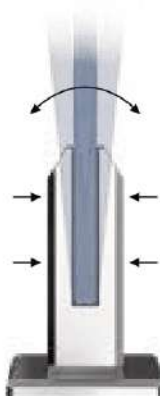
12mm high  
domical cover

Consider if using  
countersunk fixings

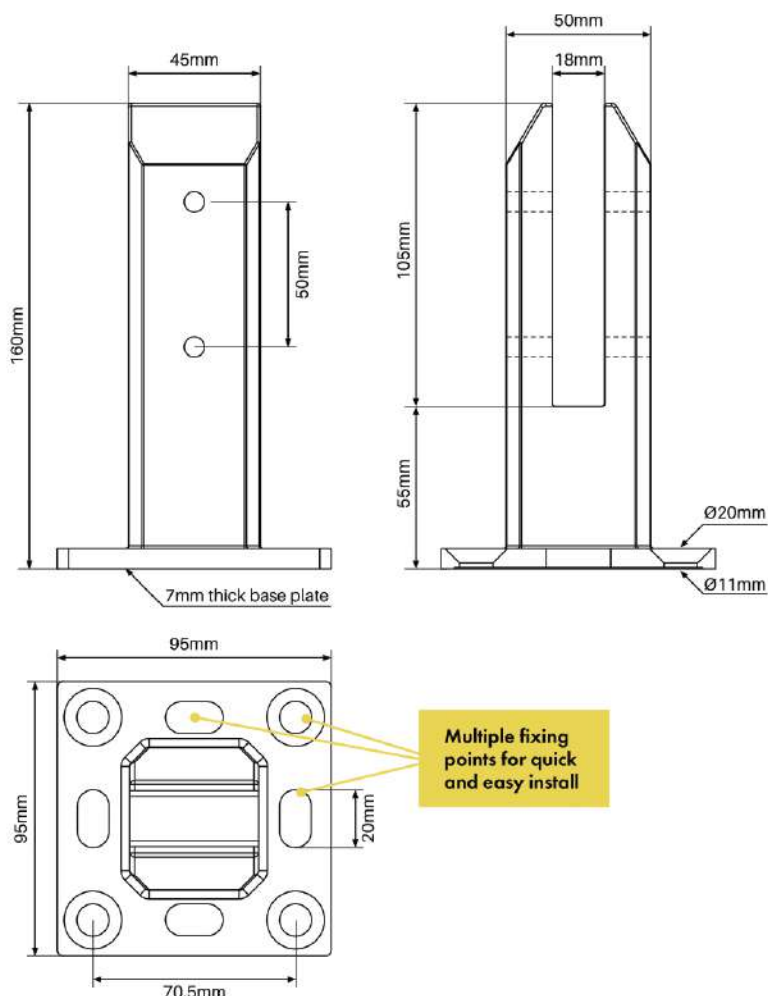


See page 50 for  
convenient timber &  
concrete fixing kits for  
base plated installs

### PATENTED double friction TECHNOLOGY



Adjust tilt and sideways  
alignment of glass easily







## LIFESTYLE ROUND RANGE SS2205

The Lifestyle round spigot offers the classic 50mm round profile and is complemented with the modern twist of patented double friction technology and duplex stainless steel 2205 providing a timeless spigot with innovative easy installation features.



### Core drill pool spigot

#### DOUBLE FRICTION

#### Polish or satin finish

Order Code: LR-DF-S-P (Polish)  
LR-DF-S-S (Satin)

- Duplex stainless steel 2205
- Stylish round shape
- Patented double friction technology allows for easy tilt adjustment and alignment of frameless glass panels
- Bottom M10 bolt provides up to 60mm of vertical height adjustment and extra anchoring in footings
- Recessed friction plates provide a neat finish and easy installation
- Structure of spigot maximises strength

Includes terminal for quick and easy earthing if required



### Optional extras



#### Flat dress ring

Ø90mm outer  
Polish or satin finish  
Order Code: LR-DR-P  
LR-DR-S

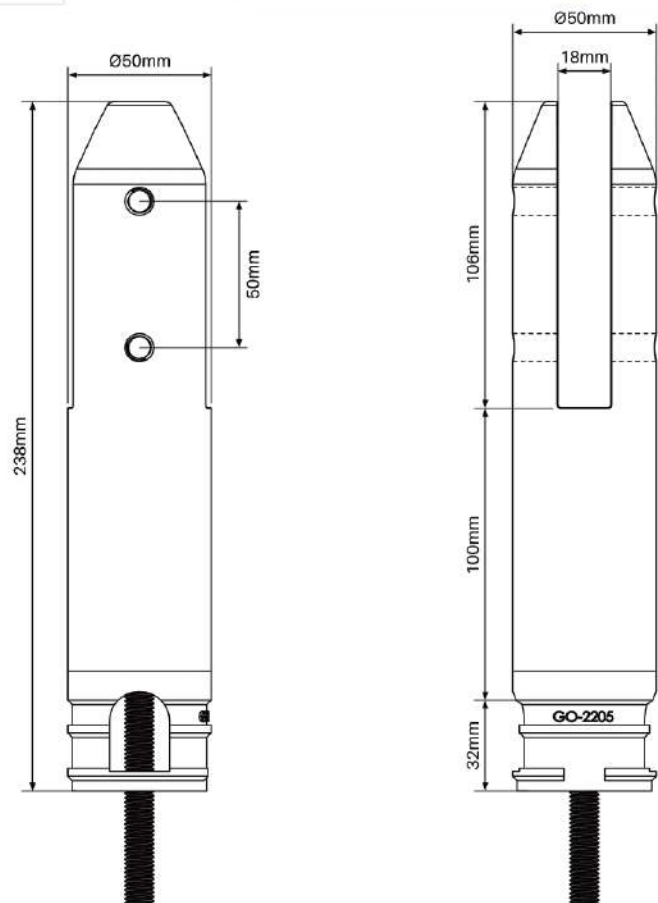



#### Domed dress ring

Ø102mm outer  
Polish or satin finish  
Order Code: RIO-SDC-P  
RIO-SDC-S

### Trade tip

Domed dress rings are helpful if grout in the core hole sets slightly above ground level. The slightly tapered finish of the dress ring overcomes this issue.





## LIFESTYLE ROUND RANGE SS2205

Double friction technology really shines in our base plated spigots. In many instances, finished floors are not level which can cause issues for frameless glass installations. Double Friction spigots allow easy alignment of glass and importantly, easy adjustment in the future – commonly required for base plated installations on timber decks.



### Base plated pool spigot

#### DOUBLE FRICTION

Includes domical cover

**Polish or satin finish**

Order Code: LR-DF-SBP-P (Polish)

LR-DF-SBP-S (Satin)

- Duplex stainless steel 2205
- 50mm diameter profile
- Recessed double friction plates enable fast install plus tilt and sideways adjust of frameless glass
- Double friction technology saves installation time due to ease of adjustability
- Multiple fixing points in base plate allow ease of install

### Optional extras



**12mm high  
domical cover**

Consider if using  
countersunk fixings

#### Slimline domical cover

Ø102mm outer

**Polish or satin finish**

Order Code: RIO-SDC-P

RIO-SDC-S



See page 50 for  
convenient timber &  
concrete fixing kits for  
base plated installs

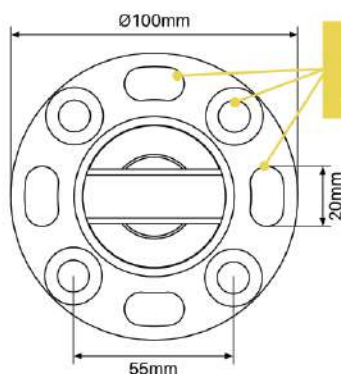
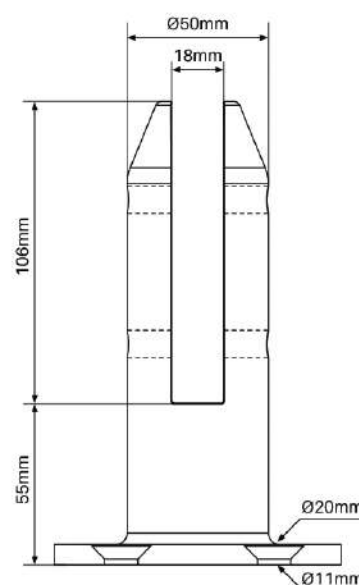
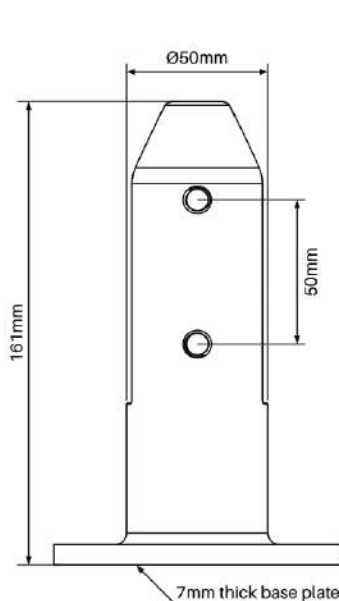
Includes a  
27mm high  
domical cover  
in the box



### PATENTED double friction TECHNOLOGY



Adjust tilt and sideways  
alignment of glass easily



Multiple fixing  
points for quick  
and easy install





## RIO RANGE SS2205

Stainless steel 2205 is a superior duplex stainless steel which features elevated levels of chemical components enabling superior strength and corrosion resistance in harsh marine environments. The Rio range has been designed with superior strength and a classic round profile.



### Core drill spigot

#### FRICTION FIT

#### Polish or satin finish

Order Code: RIO-S-P (Polish)

RIO-S-S (Satin)

- Duplex stainless steel 2205
- Stylish round shape designed for maximum strength
- M10 bolt at bottom enables up to 60mm of vertical height adjustment, a contact point for earthing, and extra anchoring in footings (helpful when working with sand)
- Recessed single friction plate for neat finish & easy installation
- Tapered packer included (1mm to 1.5mm) to enable tilt adjustment of glass

### Optional extras



#### Flat dress ring

Ø90mm outer

Polish or satin finish

Order Code: RIO-DR-P

RIO-DR-S



#### Domed dress ring

Ø102mm outer

Polish or satin finish

Order Code: RIO-SDC-P

RIO-SDC-S

### Trade tip

Raised dress rings are helpful if grout in the core hole sets slightly above ground level. The slightly tapered finish of the dress ring overcomes this issue.

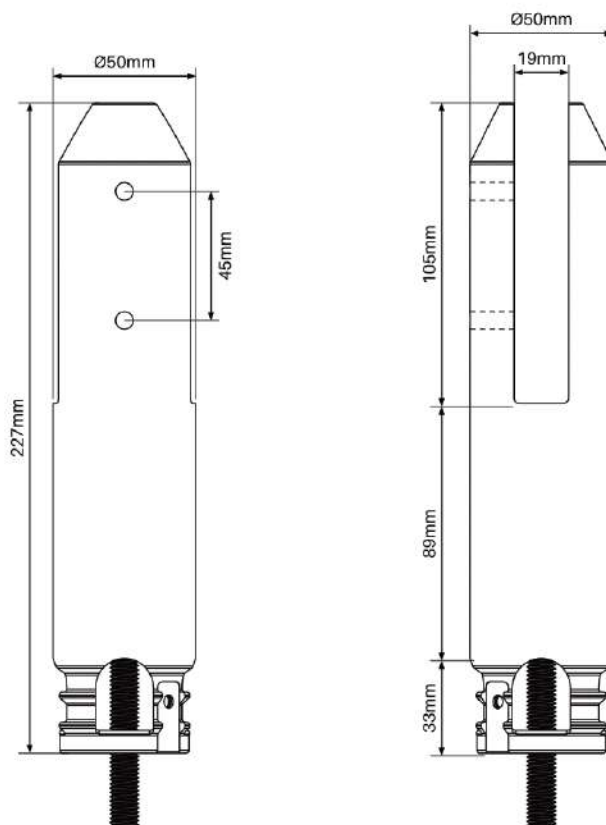


### Did you know!

Stainless steel 2205 has far superior corrosion resistance properties and strength than SS316 grade.

This extra strength and corrosion resistance comes from the elevated levels of chromium, molybdenum and nitrogen.

It gets its name 'duplex stainless steel' as its microstructure is essentially half ferrite and half austenite.





## RIO RANGE SS2205

Stainless steel 2205 is a superior duplex stainless steel which features elevated levels of chemical components enabling superior strength and corrosion resistance in harsh marine environments. The Rio range has been designed with superior strength and a classic round profile.



### Base plated spigot

#### FRICTION FIT

#### Polish or satin finish

Order Code: RIO-SBP-P (Polish)

RIO-SBP-S (Satin)

- Duplex stainless steel 2205
- Contemporary tapered top to comply with 'no toe hold' requirements
- Base plate has 4x countersunk holes to enable flush fixing. Countersunk timber screw available (hex head drive)
- Round shape with minimal visible fixings
- Recessed single friction plate for neat finish & easy installation
- Structure of spigot maximises strength
- Tapered packer included (1mm to 1.5mm) to enable tilt adjustment of glass

### Optional extras



#### Slimline domical cover

##### Polish or satin finish

Order Code: RIO-SDC-P  
RIO-SDC-S



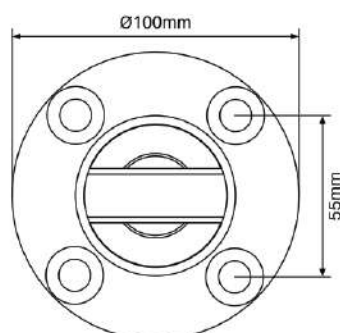
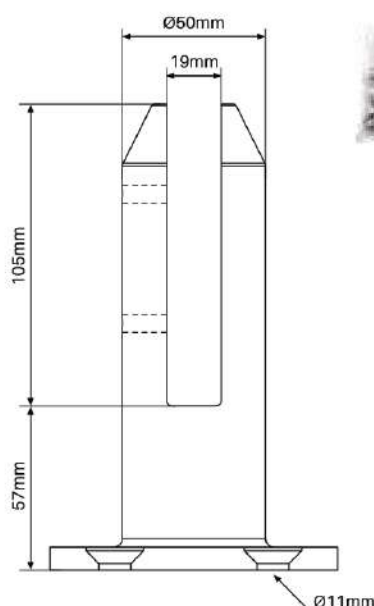
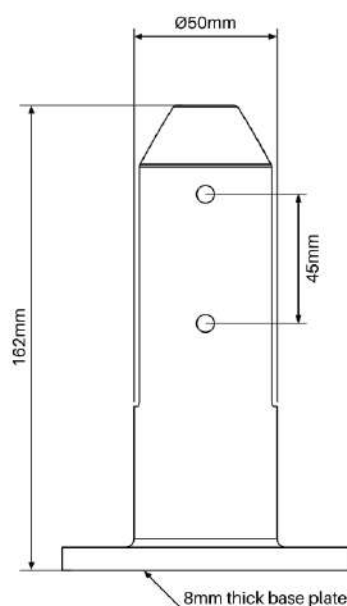
#### High domical cover

27mm high

##### Polish or satin finish

Order Code: RIO-HDC-P  
RIO-HDC-S

Consider when using  
dynabolts or high  
fixings & fasteners



See page 50 for  
convenient timber &  
concrete fixing kits for  
base plated installs





## POLYSTAINLESS SPIGOT

The polystainless fencing spigot is made from extremely durable non-conductive composite material (patented product). Being non-conductive means there is no requirement for earthing under AS3000:2007 (equipotential bonding).

Years of research and development has led to the formulation of a new composite material giving a stainless steel feel and appearance. Other composites have a 'plastic' look and feel while also lacking in strength.

Polystainless is a genuine industry first product innovation which overcomes requirement of earthing spigots for pool fencing.

### Core drill spigot

#### FRICTION FIT

#### Matt black or silver finish

Order Code: **PS-S-B (Matt black)**

**PS-S-S (Silver)**

- No electrician required for earthing – save time and money!
- NATA tested in accordance with Australian Standards (AS1926.1 Safety Barriers for Pools)
- Made from ultra-robust, UV stabilised reinforced composite material giving a stainless steel feel and appearance (patented product)
- Composite construction – surface will not rust or corrode
- Suits 12mm thick glass panels
- Designed for core drill installations
- Recessed friction plate for ease of install
- Spigot and dress ring available in matt black or silver finish

- Non-conductive
- No earthing required
- Save time & money

### Optional extras



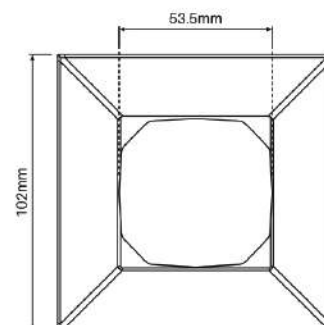
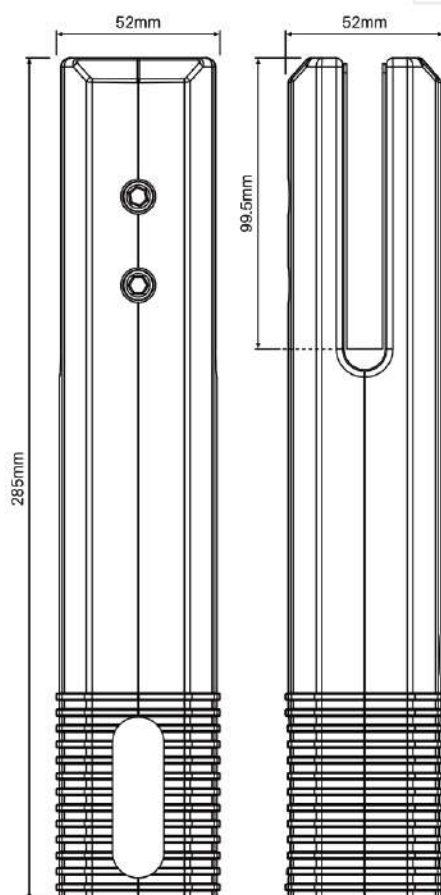
#### Flat dress ring

102mm outer

**Black or silver finish**

Order Code: **PS-DR-B**  
**PS-DR-S**

Dress rings are made from non-conductive Polystainless material



IN ASSOCIATION WITH











## VERSATILT ALUMINIUM



### The Versatilt aluminium channel system with glass tilt adjustability sets the new standard for face mount and deck mount channel installations.

Channels available in clear anodised finish at 4200mm long with pre-drilled fixing holes suitable for either face mount or deck mount installation. Covers simply snap on to conceal all fixings. In a massive technical advancement, the patented rotator plates allow friction fitting and **TILT ADJUSTMENT** of glass inside the channel.

The Versatilt channel is perfect for pool fence installations and particularly face mount situations.

- Suits 12mm to 15mm toughened glass (including SGP toughened laminate glass)
- Channel finish is clear anodised – Covers available in brushed satin anodised or mill finish
- Face mount & deck mount styles available – 4200mm long
- Pre-machined elongated fixing holes
- Easy snap-on covers hide all fixings
- Highest quality complete channel system + easy to install
- For corner installations there is no need to mitre cut the channel itself.
- Simply cut covers for easy installation – Channel can butt join and be hidden by covers
- For pool fencing applications, use our 1350mm high 'Clear glaze' glass (See page 12)

### Patented tilt adjustment


Adjust tilt of glass by adjusting the patented rotator plates inside channel

### PATENTED PRODUCT

glass outlet exclusive

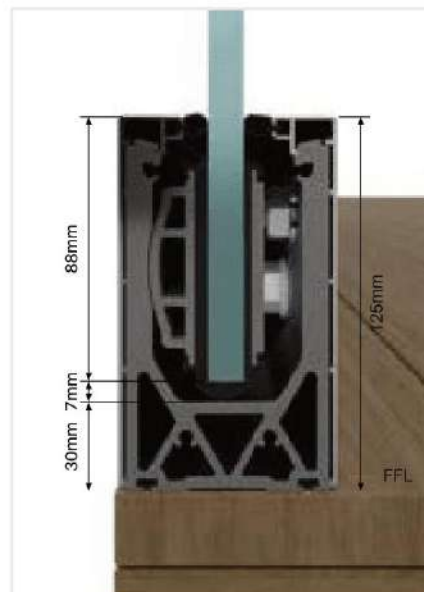
\* Please take care to refer to relevant standards to ensure our Versatilt system is suitable for your needs as each installation situation/compliance requirement is unique

### Face mount




NOTE: When installing Versatilt as face mount, consider using our 1350mm high 'Clear glaze' glass to achieve height required for pool fencing

### Deck mount



NOTE: When installing Versatilt as deck mount, you must contact your local glass supplier for a custom made gate (not stocked by us)

### Concealed in deck



NOTE: Ensure adequate water drainage points! Not suitable for concrete slab concealing due to potential water retention

### We want to make your job easier.

View our trade focused online installation videos for in-depth info on this revolutionary channel system







## VERSATILT ALUMINIUM



### Face mount channel kit

Mill or brushed satin finish  
Order Code: VER-4200-FMK-M  
VER-4200-FMK-SA

- Clear anodise aluminium 4200mm long channel (6063 – T6)
- Mill or brushed satin finish aluminium 4450mm long covers (6463 – T5)
- Pre-machined elongated fixing holes in channel
- 1x full cover, 1x top cover & 1x bottom cover



### Face mount end plates

Mill or brushed satin finish  
Order Code: VER-2FMPEP-M  
VER-2FMPEP-SA

- 2x machined aluminium end plates (6063 – T5)
- Suits face mount channel
- Mill or brushed satin finish
- 4x SS316 panhead screws



### Deck mount channel kit

Mill or brushed satin finish  
Order Code: VER-4200-DMK-M  
VER-4200-DMK-SA

- Clear anodise aluminium 4200mm long channel (6063 – T6)
- Mill or brushed satin finish aluminium 4450mm long covers (6463 – T5)
- Pre-machined elongated fixing holes in channel
- 2x full covers & 2x top covers (discard covers not required)



### Deck mount end plates

Mill or brushed satin finish  
Order Code: VER-2DMPEP-M  
VER-2DMPEP-SA

- 2x machined aluminium end plates (6063 – T5)
- Suits deck mount channel
- Mill or brushed satin finish
- 4x SS316 panhead screws



### Pressure plate kit

Order Code: VER-PPKIT

- Suits 12mm thick glass
- Use 4x plate kits per pool panel



### Top infill

Order Code: VER-0300-TI

- 300mm long – cut as required
- EPDM black rubber
- Position between glass in channel



### Alignment pins

Order Code: VER-PINS

- SS316 – 10 pack
- Use to join inline channels together



### 12mm glazing rubber

Order Code: VER-12KIT-RUB-2PK

- Pack of 2 lengths of glazing rubber to suit 12mm glass
- Optional spare part

## Using 15mm thick glass?

You'll need these.



### 15mm U gasket kit

Order Code: VER-15KIT-GAS

- Pack of 6 gaskets
- Thin U gasket to use with 14.28mm and 15mm thick glass
- Use with VER-PP-KIT: Simply discard standard U gasket



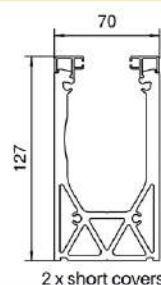
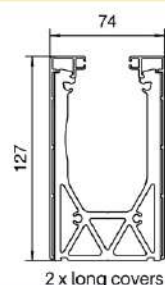
### 15mm glazing rubber kit

Order Code: VER-15KIT-RUB

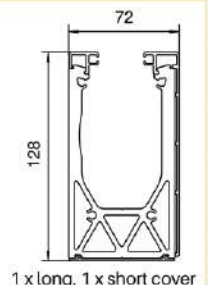
- Includes 2x 4450mm (R2 & R14 bulb) rubbers to suit Versatilt covers
- Simply discard standard rubbers supplied with covers

## OVERALL DIMENSIONS

### DECK MOUNT



### FACE MOUNT



Please consult your engineer regarding suitability and structural integrity of the substrate as this will vary for each installation situation. We are unable to provide technical advice regarding suitability of substrate or fixings.



## VERSATILT ALUMINIUM

# HOW TO ORDER

### 1 SELECT CHANNEL FIXING METHOD

#### FACE MOUNT VER-4200-FMK

##### KIT INCLUDES:

1x 4200mm channel  
1x 4450mm side cover  
1x 4450mm top cover  
1x 4450mm bottom infill  
2x 4450mm glazing rubbers

OR

#### DECK MOUNT or CONCEALED IN DECK VER-4200-DMK

##### KIT INCLUDES:

1x 4200mm channel  
2x 4450mm side cover  
2x 4450mm top cover  
2x 4450mm glazing rubbers

### 2 SELECT FINISH

SATIN ANODISED

OR

MILL ALUMINIUM

### 3 SELECT PRESSURE PLATE KIT

#### 12MM GLASS KIT

VER-PPKIT

##### KIT INCLUDES:

1x U gasket  
1x curve plate  
1x pressure plate  
2x M12 nuts

OR

#### 15MM GLASS KIT

VER-PPKIT + VER-15KIT-GAS

##### KIT INCLUDES:

12mm glass kit  
PLUS  
6x U gaskets to suit 15mm glass

### 4 ADD MISC. EXTRAS

#### DECK MOUNT END PLATES

VER-2DMEP: 2x end plates & 4x screws

#### FACE MOUNT END PLATES

VER-2FMEP: 2x end plates & 4x screws

#### TOP INFILL DIVIDERS

VER-0300-TI: 300mm long

#### JOINING PINS

VER-PINS: Pack of 10

#### RUBBER FOR 15MM GLASS

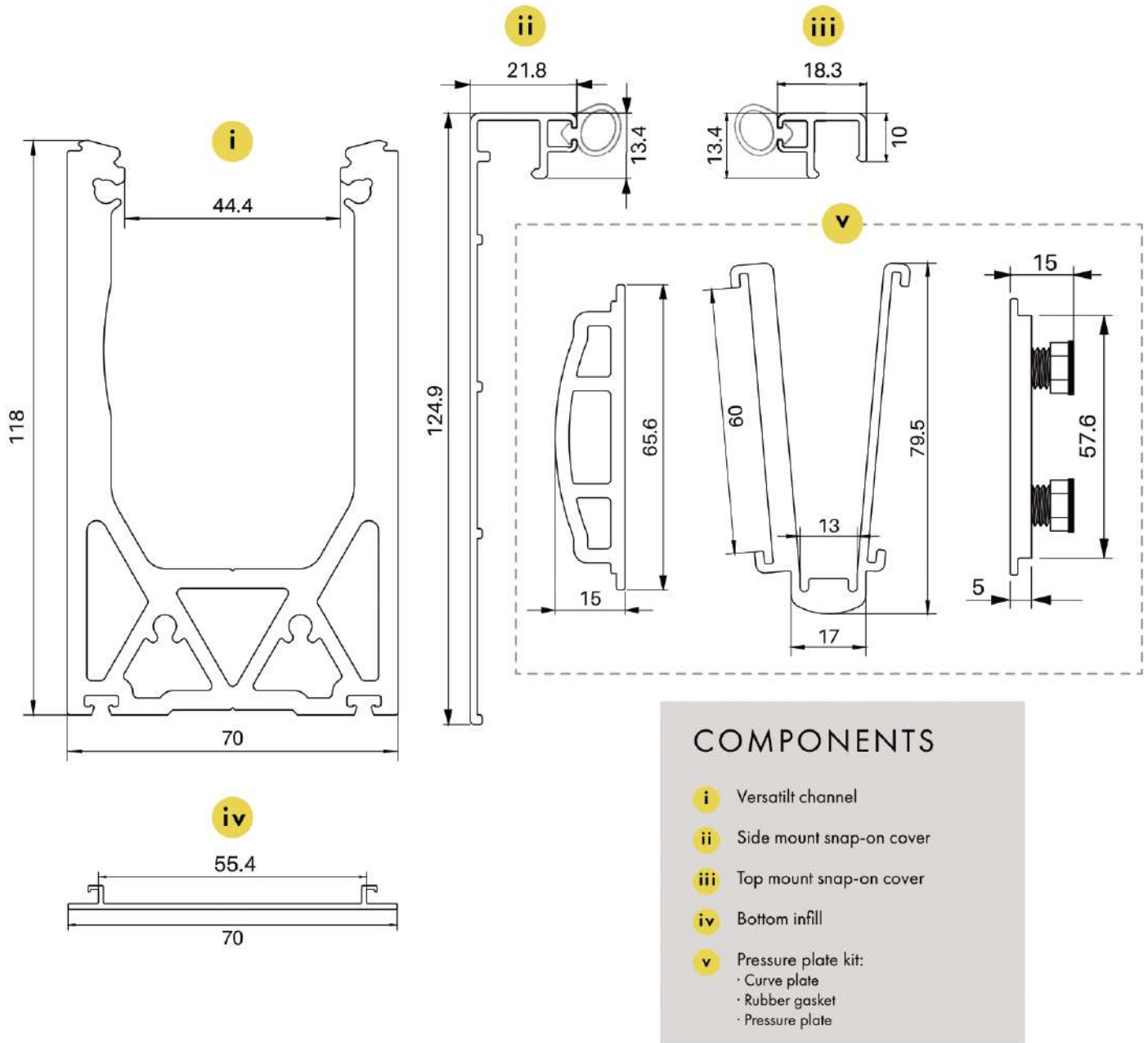
VER-15KIT-RUB: 1x R2 rubber & 1x R14 rubber



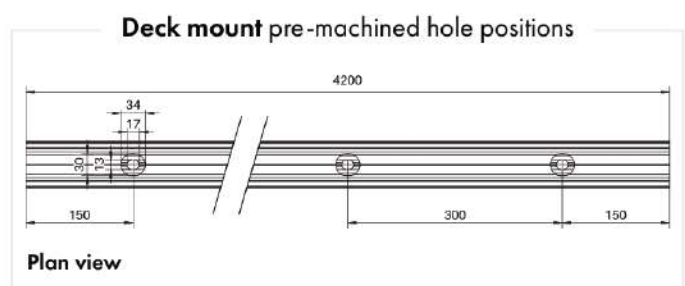
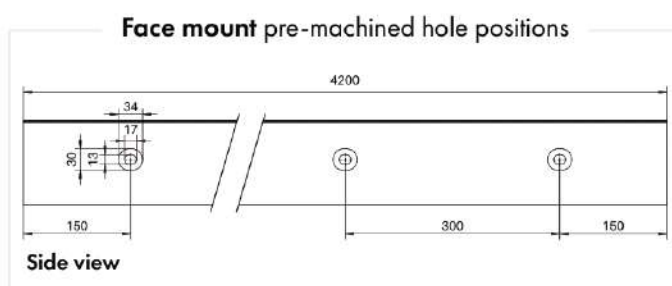




## VERSATILT ALUMINIUM



### HOLE MACHINING DETAIL





# SPIGOT INSULATOR

SUITS MADRID RANGE OF CORE DRILL SPIGOTS:  
MADRID, POOL MADRID & POOL MADRID EXTENDED

Earthing of spigots is an important consideration when installing pool fencing. Electrical safety laws and wiring rules contain provisions regarding earthing within 125cm of the pool water edge.

Earthing reduces the risk of an electrical shock should there be an electrical fault. The cost involved of earthing spigots is generally high. Importantly, earthing contemplates conductive materials. We have designed and patented a spigot insulator which can be sleeved over a stainless steel Madrid core drill spigot whereby it is not possible to touch the metal spigot. In this way, the installed spigot is completely insulated and non-conductive to touch. Materials which are non-conductive do not require earthing.



## Core drill spigot insulator

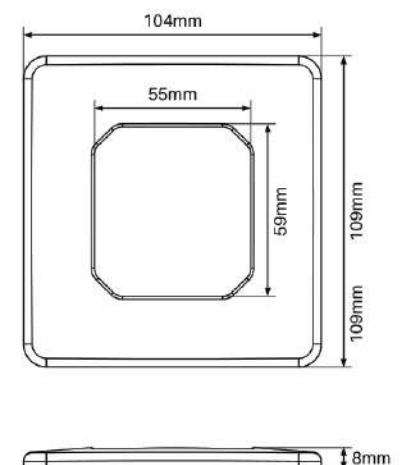
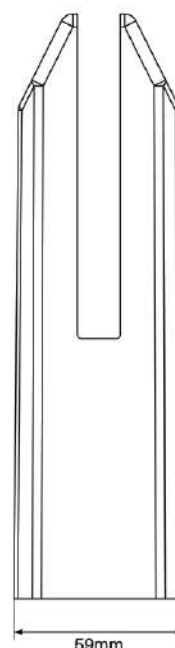
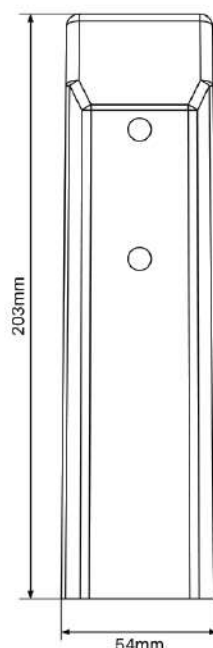
Black, silver or white finish

Order Code: MAD-INS-CD-B (Black)  
MAD-INS-CD-S (Silver)  
MAD-INS-CD-W (White)

1x SPIGOT INSULATOR  
1x DRESS RING  
2x FRICTION SCREW COVERS

- Made from ASA thermoplastic – excellent weather & chemical resistance and high impact strength
- Non-conductive material
- Includes 1x dress ring
- Also includes 2x caps which fit into friction grub screw holes to reduce any chance of spigot insulator lifting
- Simply sleeve over Madrid stainless steel core drill spigot prior to install. Then install glass with spigot as per normal
- Can be retro-fitted to existing core drill Madrid spigots – carefully cut off excess base of spigot insulator to suit required insulator height
- Suitable for use with Madrid core drill spigots (MAD-S or POOLMAD-S)
- Specially designed top section prevents chance of pulling insulating cover away from spigot
- Sold as single unit (Spigot insulator, dress ring & 2x caps)

Simply sleeve over spigot prior to installation







# SPIGOT INSULATOR

SUITS MADRID RANGE OF BASE PLATED SPIGOTS:  
MADRID & POOL MADRID



## Base plated spigot insulator

Black, silver or white finish

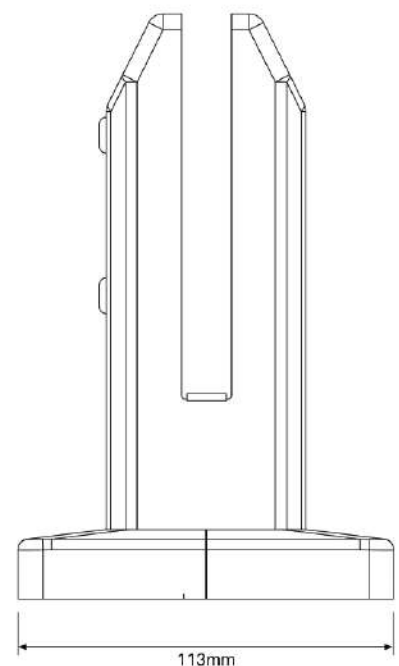
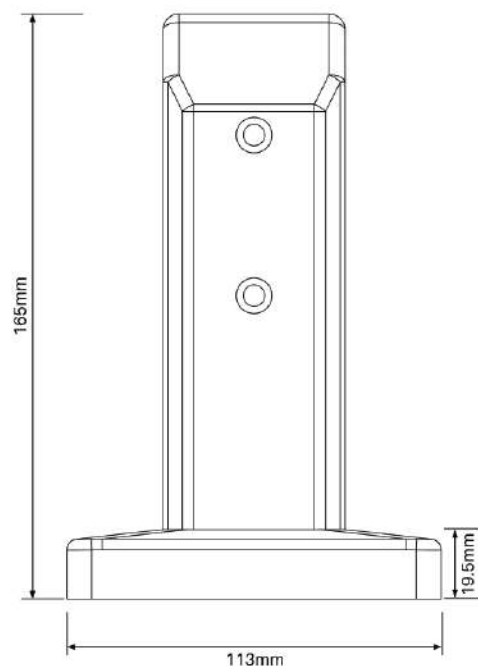
Order Code: **MAD-INS-BP-B (Black)**

**MAD-INS-BP-S (Silver)**

**MAD-INS-BP-W (White)**

1x SPIGOT INSULATOR  
1x 2-PART DOMICAL COVER  
2x FRICTION SCREW COVERS

- Made from ASA thermoplastic - excellent weather & chemical resistance and high impact strength
- Non-conductive material
- Includes 1x vertical spigot stem & 2-part domical cover
- Also includes 2x caps which fit into friction grub screw holes to reduce any chance of spigot insulator lifting
- Firstly install vertical stem to spigot. Fix off base plate with countersunk fixings to substrate. Install 2 part domical cover.
- Can be retro-fitted to existing base plated Madrid spigots
- Specially designed top section prevents chance of pulling insulating cover away from spigot & base plate
- Sold as single unit (Spigot insulator, 2-part domical cover & 2x caps)
- Suitable for use with Madrid base plated spigots (MAD-SBP or POOLMAD-SBP)





## SPIGOT OPTIONAL EXTRAS



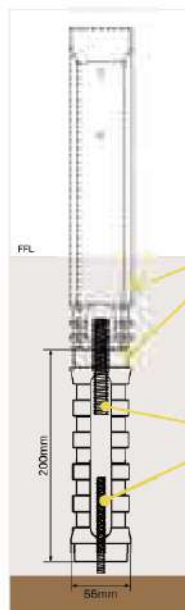
### Spigot extender

200MM LONG

SS304

Order Code: S-XT

- M10 & M16 bolts at opposite ends enables extra anchoring in footings (particularly helpful when working with sand)
- Stainless steel 304
- Suits Lifestyle, Madrid and Rio core drill spigots




Both spigot base and spigot extender must be encased by concrete or grout

Attach the extender to the spigot using either M10 or M16 threaded end depending on your spigot type

We offer a range of Stainless Steel 316 grade countersunk self tapping screws perfect for affixing base plated spigots to timber decks or stainless fittings to timber posts.

Each screw is expertly crafted with a hex head drive to ensure easy installation




### Counter sunk timber screw – 4 pack

100MM LONG – SS316

(Hex head drive)

Order Code: CSK-100-4PK

- Heavy duty self tapping screw
- 100mm long with M10 thread
- Ø18mm outer head
- Hex head drive
- Ideal for fixing base plated spigots to timber deck
- Countersunk head allows screw to finish flush with top edge of base plate for neat finish




### Bugle batten screw

75MM LONG – SS316

(Hex head drive)

Order Code: CSK-075

- Self tapping screw – 14G x 75mm long – Ø14mm outer head
- Hex head drive
- Ensure inner diameter of base plated spigot hole suits a screw with 14mm diameter outer head (Base plate hole diameter varies on spigot ranges)



### M10 x 120mm hex coach screw

SS316

Order Code: S-120COACH

- Use if base plating to timber substrate
- Ensure timber substrate is suitable for fixing to
- Sold as single screw



### Timber fixing kit

4 PACK – SS316

Order Code: S-110LAG-4PK

- M10 x 110mm timber lag screws x4 with nuts and washers
- Nuts fit under high domical covers. Fixing kit cannot be used with slimline covers (slimline covers use countersunk fixings)
- Nut is 8mm thick



### Concrete fixing kit

4 PACK – SS316

Order Code: S-120ROD-4PK


- M10 x 120mm concrete threaded rods x4 with nuts and washers
- Nuts fit under high domical covers. Fixing kit cannot be used with slimline covers (slimline covers use countersunk fixings)
- Nut is 8mm thick





## GLASSMATE & GLASS BUDDY

### The revolutionary new tool that increases speed and accuracy of glass installations



- Increase speed & accuracy of installations
- No need for timber bracing or chocks
- Adjust tilt of glass quickly and easily by simply turning adjustment knobs
- Raise or lower to millimetre perfection
- Glass is self supported with a GlassMate at each end of panel
- Durable powder coated aluminium tool for long term use


Order Code: **GLASSMATE**

Turn one knob to adjust tilt. Turn both knobs to raise or lower glass

Rubber to ensure glass panels are protected from scratching

30mm wide profile allows easy removal of tool between or underneath panels after installation

Durable powder coated aluminium



Easily adjust glass height and tilt with GlassMate!

Allow a 32mm minimum gap between or below panels to remove tool

\*\*\*  
**PATENTED  
PRODUCT**  
*glass outlet exclusive*  
\*\*\*


## GLASS BUDDY



- Made from durable marine plywood
- Handy brace for clamping panels of glass together during installation to ensure perfect alignment
- Wingnut on opposite side allows for fast and easy clamping

Order Code: **GLASSBUDDY**









# Glass gate & hardware selection

Follow our easy steps below to get your perfect gate hardware & set up

If using our **Master Range** 8mm thick gates, see pages 54-55 for installation configurations and pages 62-69 for hardware specifications

If using our **Polaris Soft Close** 12mm thick gates, see pages 57-59 for installation configurations and pages 70-74 for hardware specifications

1

Select between our **Master Range** 8mm thick or **Polaris Soft Close** 12mm thick toughened glass gates



2a

Choose between our **Master Range** or **Polaris Soft Close** gate hinge ranges

## Master Range

A complete range of hinges & latches to suit a large range of applications! For the entire range, refer pages 54-55



## Polaris Soft Close – Series 155

A complete retro-fit series. For the entire hinges range, refer pages 60-61



## Polaris Soft Close – Series 125

Premium hinges & latches to suit a range of installations! For the entire range, refer pages 57-59



2b

**Master Range** gate latch ranges



Versatile & inter-changeable glass to glass, glass to wall & post or 90° corner – We stock a large range to suit a variety of applications!

Our gate hardware ranges are available in

P

POLISH

B

MATT BLACK

S

SATIN

3

View the handy gate layouts so it's perfect every time!

For **Master Range** gate layouts – refer pages 66-69


For **Polaris Soft Close 155 Series** – refer page 66-69

For **Polaris Soft Close 125 Series** – refer pages 70-74



**Need a heavy duty post to hinge or latch to?**

Refer pages 72-73 for gate to post layout options.





## 2a

# MASTER RANGE HINGES

Our Master Range self closing hinges are stainless steel 316 and incorporate an integrated "anti toe hold" cone cap. Available in a variety of styles to suit glass to glass, square post, round post and face mount applications. Master Range hinges have been tested to cycle count self closing requirements and are an excellent choice when it comes to style & price.



### Glass to glass hinge set

SS316 – PAIR OF 2

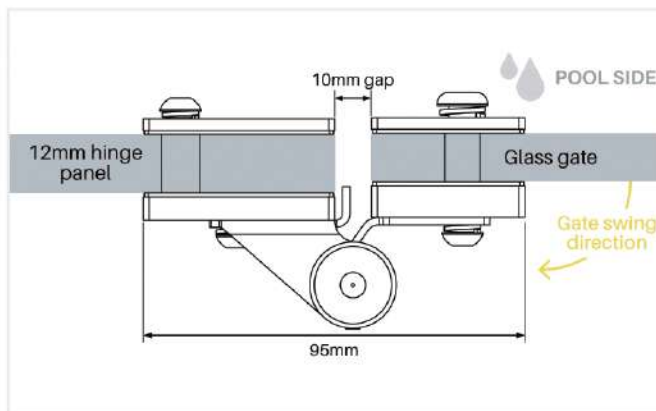
**Polish, satin or matt black finish**

Order Code: MR-GGH-P (Polish)

MR-GGH-S (Satin)

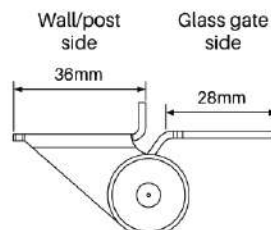
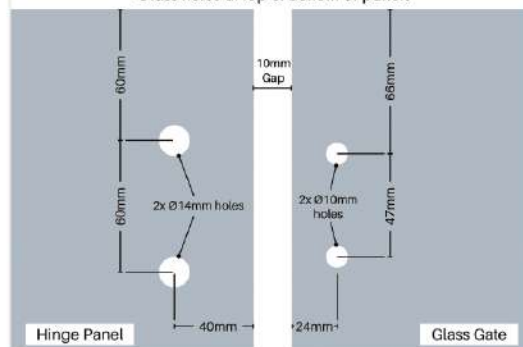
MR-GGH-BLK (Black)

- Stainless steel 316 backing plates for premium finish
- Suits glass to glass application
- Cone cap incorporated to prevent toe hold
- Suits 8mm and 10mm glass gates
- Weight capacity of 25kg per pair



### Gate hinge & hinge panel hole dimensions

Glass holes at top & bottom of panels



### Face mount hinge set

SS316 – PAIR OF 2

**Polish or satin finish**

Order Code: MR-FMH-P (Polish)

MR-FMH-S (Satin)

- Suits face mount application – Use when hinging off the front face of a wall/post
- Cone cap incorporated to prevent toe hold
- Suits 8mm and 10mm glass gates
- Weight capacity of 25kg per pair
- Includes SS316 plate (on opposite side to hinge) for affixing glass gate to hinge





## 2a

## MASTER RANGE HINGES



### Wall/sq. post to glass hinge set

SS316 – PAIR OF 2

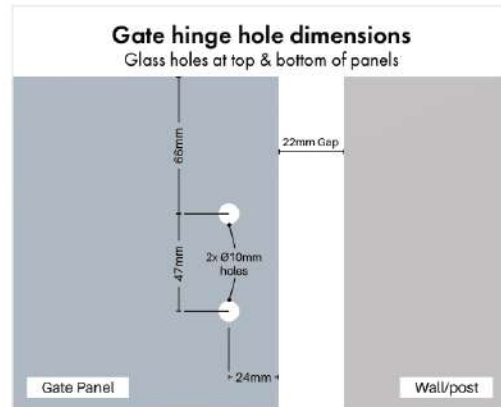
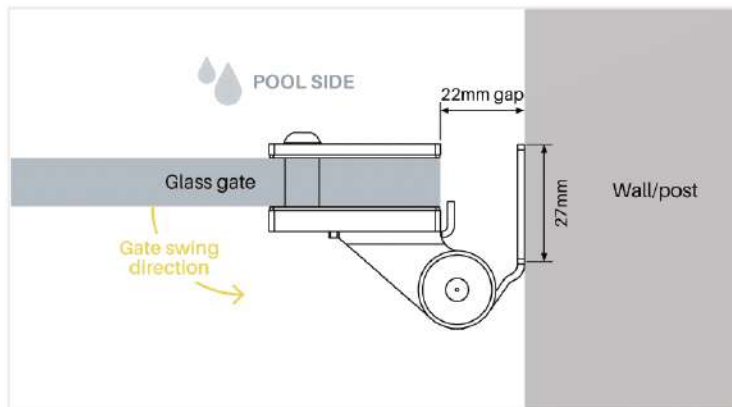
Polish, satin or matt black finish

Order Code: MR-SPH-P (Polish)

MR-SPH-S (Satin)

MR-SPH-BLK (Black)

- Suits wall/sq. post to glass application
- Cone cap incorporated to prevent toe hold
- Suits 8mm and 10mm glass gates
- Weight capacity of 25kg per pair



### Round post to glass hinge set

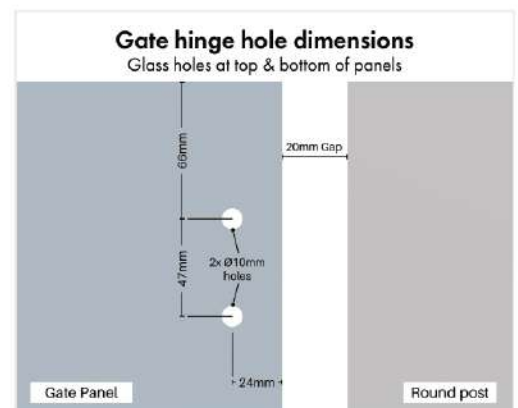
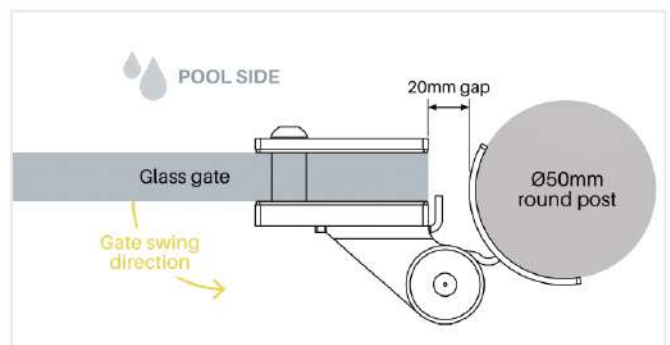
SS316 – PAIR OF 2

Polish or satin finish

Order Code: MR-RPH-P (Polish)

MR-RPH-S (Satin)

- Suits 50mm round post to glass gate application
- Cone cap incorporated to prevent toe hold
- Suits 8mm and 10mm glass gates
- Weight capacity of 25kg per pair





## The Polaris Soft Close Hinge is a state-of-the-art product unrivaled in design, style and safety

The Polaris soft close hinge is the safest and most reliable specially designed pool fence hinge in the industry that complies with the stringent Australian Standards AS1926 and AS 2820.

New and improved **125 series** hinge is now made with duplex SS2205 stainless steel

Improved design features including commercial rated adjustable tension spring (tempered SS304) with multiple spring closing settings (soft, medium & strong) and the highest quality European made dampeners for smooth, soft close action

Self closing hinge suitable for 10mm and 12mm thick glass gates

Revolutionary anti-drop gate packing system significantly lowers the chance of gates dropping or sagging over time

Easy installation process – install guide included in each box

Available in polish, satin or matt black finishes

 **POLARIS**  
SOFT CLOSE HINGE





2a

## POLARIS SOFT CLOSE HINGES 125 SERIES



### Glass to glass hinge set 125 SERIES

SS2205 – PAIR OF 2

Polish, satin or matt black finish

Order Code: PSC-125GG-P (Polish)

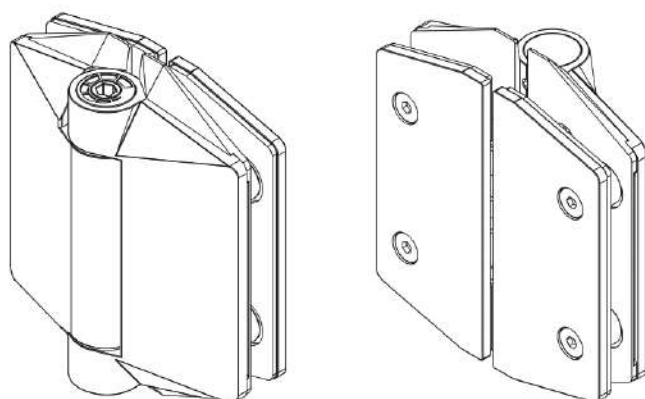
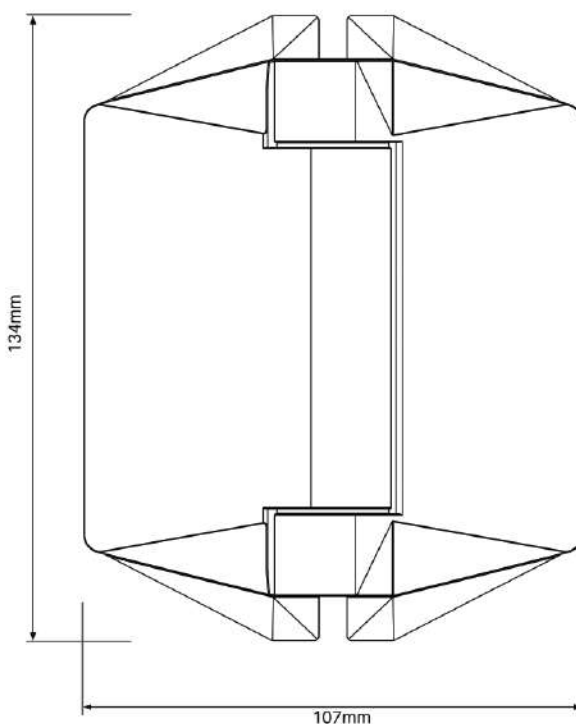
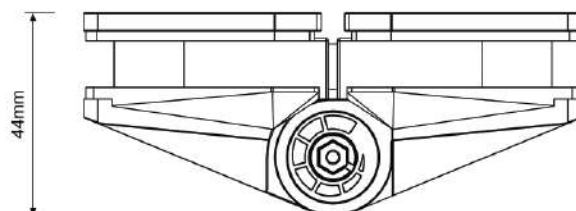
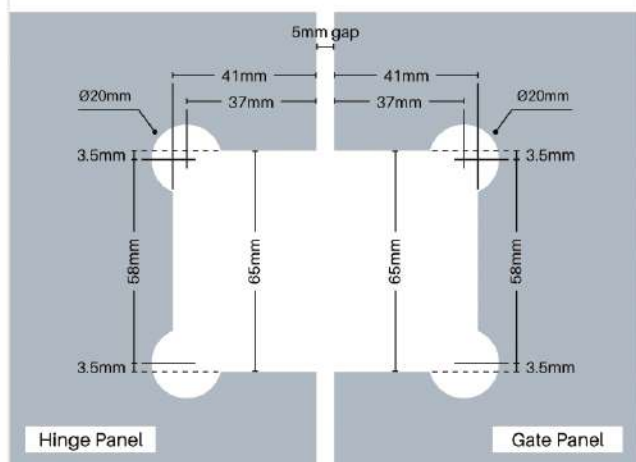
PSC-125GG-S (Satin)

PSC-125GG-B (Black)

- 2205 grade stainless steel
- Self closing pool fence compliant safety hinge
- Tested to cycle count Australian Standards requirements
- Adjustable closing speed with European dampeners providing a soft close action
- Cone cap incorporated on bottom hinge for anti-toe hold
- Suits 10 or 12mm thick glass gates (max 45kg)

### Glass to glass hinge cut out specification

Glass cut outs at top &amp; bottom of panels





2a

## POLARIS SOFT CLOSE HINGES 125 SERIES



### Glass to wall hinge set 125 SERIES

SS2205 – PAIR OF 2

Polish, satin or matt black finish

Order Code: PSC-125W-P (Polish)

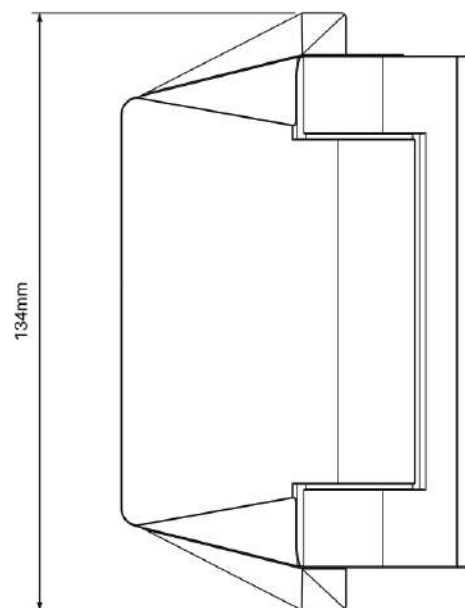
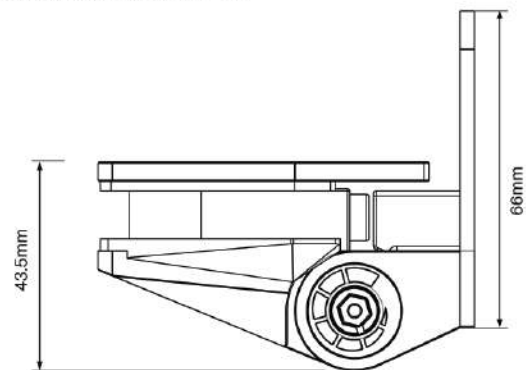
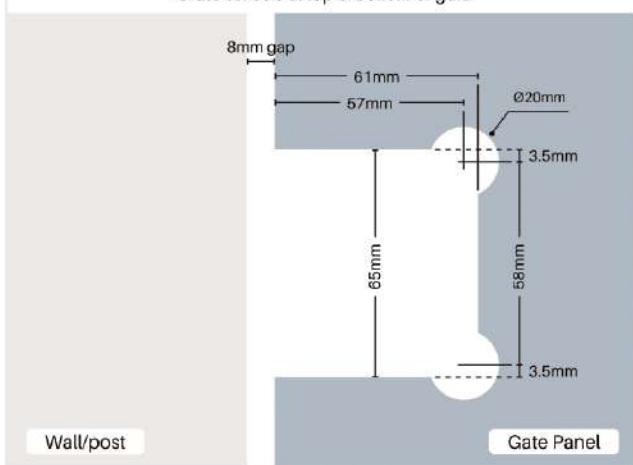
PSC-125W-S (Satin)

PSC-125W-B (Black)

- 2205 grade stainless steel
- 4x fixing holes to wall/post
- Self closing pool fence compliant safety hinge
- Tested to cycle count Australian Standards requirements
- Adjustable closing speed with European dampeners providing a soft close action
- Polymer cone cap supplied and can be fitted on bottom hinge for anti-toe hold
- Suits 10 or 12mm thick glass gates (max 45kg)
- Easy gate installation: firstly, fit hinges to gate and place gate in proposed position. Once in correct position, screw off to wall/post through 2 x outer holes. Then open the gate and screw off through 2 x inner holes.

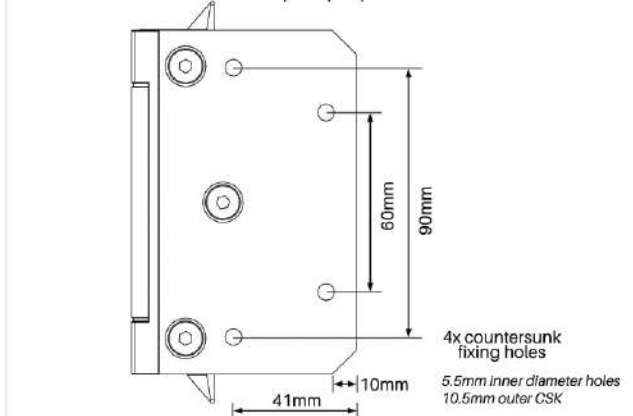
### Glass to wall hinge cut out specification

Glass cut outs at top & bottom of gate



### Wall plate specification

Rear of plate perspective

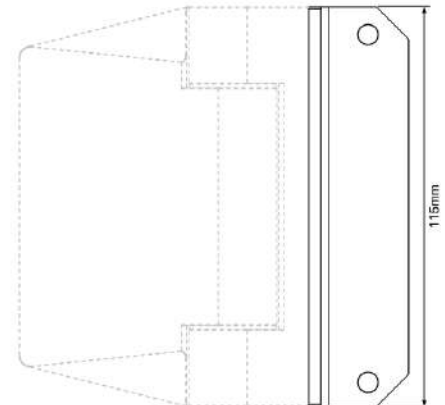
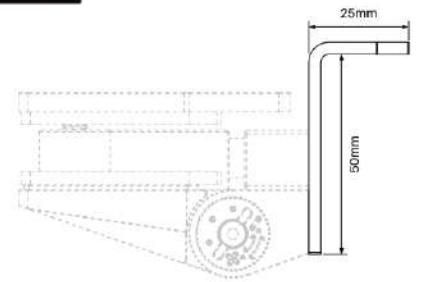






2a

## POLARIS SOFT CLOSE HINGES 125 SERIES



PSC-125W & PSC-125PLATE-SP shown above

### Glass to square post backing plates 125 SERIES

SS2205 – PAIR OF 2

Polish, satin or matt black finish

Order Code: PSC-125PLATE-SP-P (Polish)

PSC-125PLATE-SP-S (Satin)

PSC-125PLATE-SP-B (Black)

- 2205 grade stainless steel
- Backing plate suits a 50mm square post
- 4 x 5mm diameter fixing holes to post:  
2 x holes on 25mm wide return leg and 2 x holes on inner plate
- Install process – fit hinges to gate and position in place.  
Screw to post via 2 x holes on 25mm return outer leg then  
open gate and fix off via 2 x inner holes

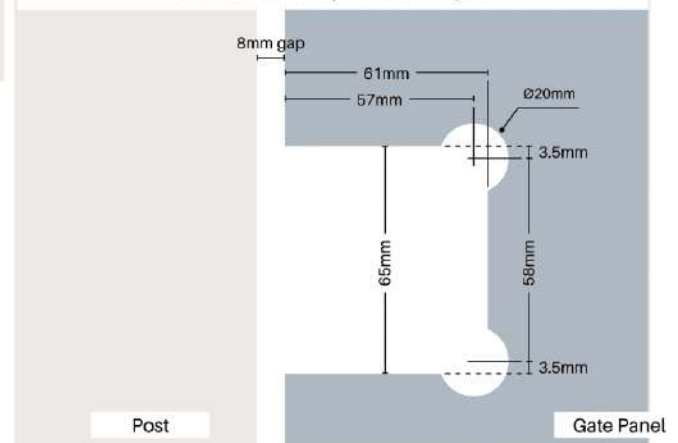


Backing plates are sold separately! You must purchase glass to wall hinges as well as the square or round post backing plates.  
Simply unscrew and remove the existing wall plates and replace with the square or round post backing plates.



### Post hinge cut out specification

Glass cut outs at top & bottom of gate



### Glass to round post backing plates 125 SERIES

SS2205 – PAIR OF 2

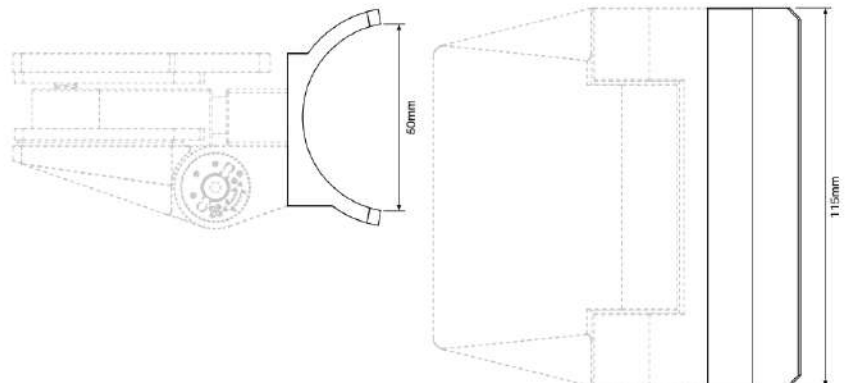
Polish, satin or matt black finish

Order Code: PSC-125PLATE-RP-P (Polish)

PSC-125PLATE-RP-S (Satin)

PSC-125PLATE-RP-B (Black)

- 2205 grade stainless steel
- Backing plate suits a Ø50mm round post
- 4 x fixing holes to post: 2 x holes on outer rounded plate and 2 x holes on inner flat hinge fixing plate
- Install process – fit hinges to gate and position in place. Screw to post via 2 x outer fixing holes then  
open gate and fix off via 2 x inner fixing holes



PSC-125W & PSC-125PLATE-RP shown above

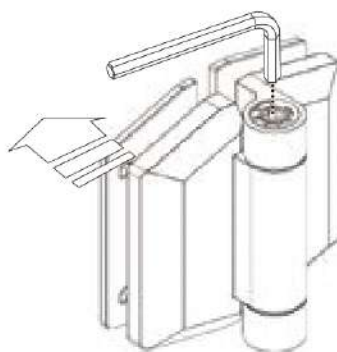


2a

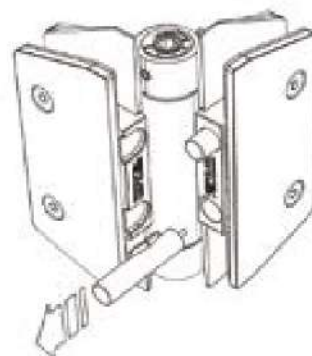
## POLARIS SOFT CLOSE HINGES 155 SERIES

### FEATURES

- ✓ ELIMINATES SLAMMING GLASS GATES
- ✓ RETROFIT DIRECTLY ONTO EXISTING 8MM OR 10MM GLASS GATES. ALSO IDEAL FOR NEW INSTALLS.
- ✓ QUICK-ADJUST RATCHET CAP FOR SIMPLE SPRING TENSION ADJUSTMENT
- ✓ SUITS THE MASTER RANGE GLASS HINGE & GATE PANELS



QUICK-ADJUST RATCHET CAP



'CLICK-IN-CLICK-OUT'  
VARIABLE STRENGTH BUFFERS



IN STOCK



WIDTH/HEIGHT



MAX GATE



MAX GATE WEIGHT



OPERATING  
TEMPERATURE



FUNCTION



### Glass to glass hinge set 155 SERIES

SS2205 – PAIR OF 2

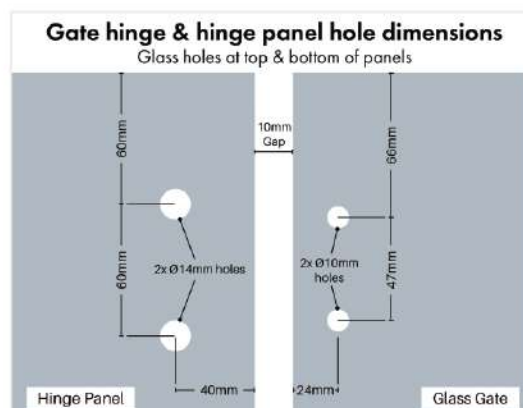
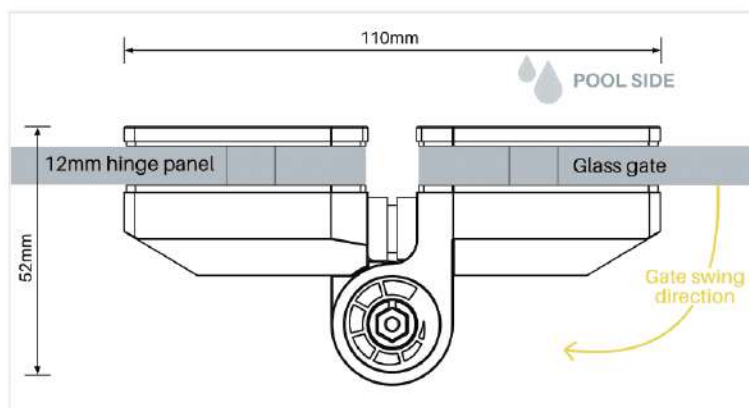
Polish, satin or matt black finish

Order Code: PSC-S155GG-P (Polish)

PSC-S155GG-S (Satin)

PSC-S155GG-B (Black)

- 2205 grade stainless steel
- Self closing pool fencing complete glass to glass hinge
- Tested to cycle count required by Australian Standards
- Spring tension adjustable via simple ratchet cap
- Suits 8 & 10mm thick glass gates. Suits the Master Range glass gates

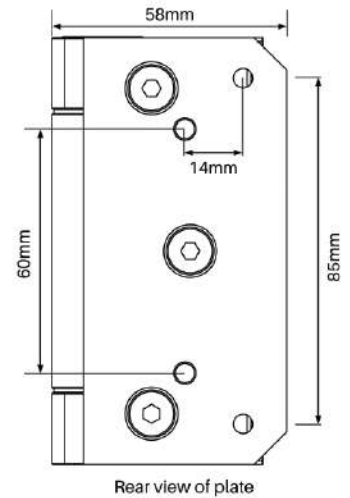






2a

## POLARIS SOFT CLOSE HINGES 155 SERIES



### Glass to wall/post hinge set 125 SERIES

SS2205 – PAIR OF 2

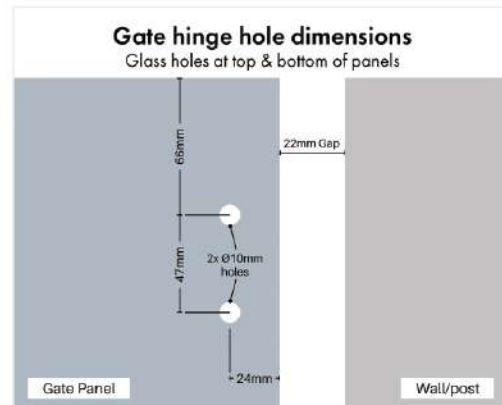
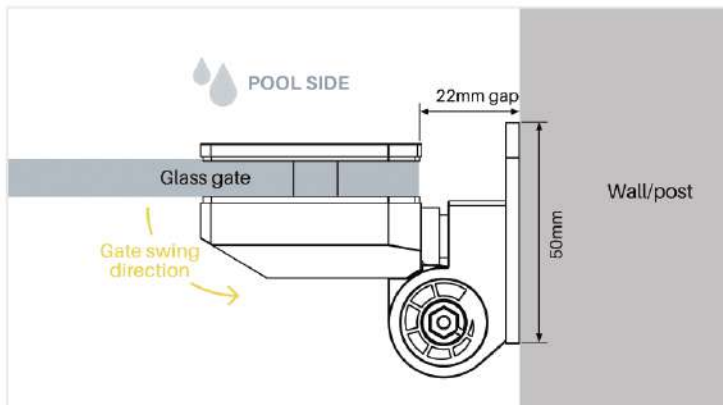
Polish, satin or matt black finish

Order Code: PSC-S155W-P (Polish)

PSC-S155W-S (Satin)

PSC-S155W-B (Black)

- 2205 grade stainless steel
- Self closing pool fencing complete glass to glass hinge
- Tested to cycle count required by Australian Standards
- Spring tension adjustable via simple ratchet cap
- 4 x fixing holes to post/wall
- Suits 8 & 10mm thick glass gates. Suits the Master Range glass gates



### Glass gate to round post 155 SERIES

SS2205 – PAIR OF 2

Order Code: PSC-S155-RP-P (Polish)

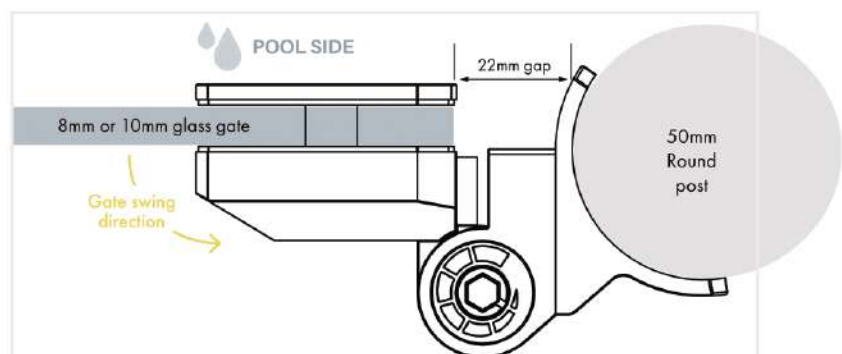
PSC-S155-RP-S (Satin)

PSC-S155-RP-B (Black)

- 2205 grade stainless steel
- Self closing pool fencing complete glass to glass hinge
- Tested to cycle count required by Australian Standards
- Spring tension adjustable via simple ratchet cap
- 4 x fixing holes to 50mm round post
- Suits 8 & 10mm thick glass gates. Suits the Master Range glass gates



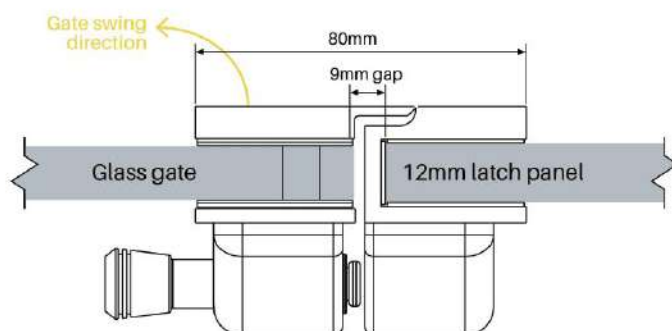
AVAILABLE  
IN POLISH,  
SATIN OR  
MATT BLACK  
FINISH



## 2b

# MASTER RANGE LATCHES

Our Master Range are available in a variety of styles to suit glass to glass, square post, round post and 90 degree corner applications. A high quality latch is supplied as standard for nylon side pull latches. An optional D&D Technologies lockable side pull latch can be retrofitted. We also stock a range of D&D Technologies stainless steel latches. The Master range latch range is available in polish or satin finish with matt black in selected styles.



### Glass to glass stainless steel latch kit

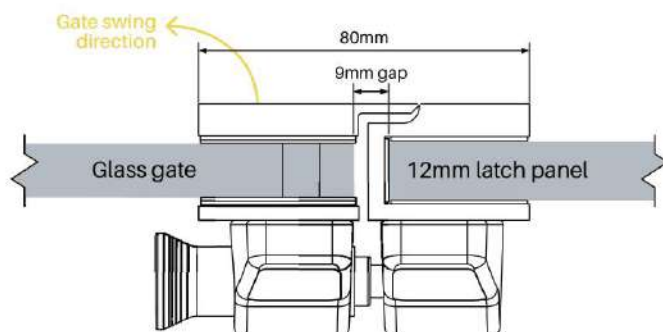
SS316

Polish or satin finish

Order Code: MR-FLGGSS-P (Polish)

MR-FLGGSS-S (Satin)

- Genuine D&D stainless steel side pull latch
- Friction keeper for glass to glass 180° application
- Suits 8mm, 10mm and 12mm glass gates
- Latch panel must be 12mm thick - no latch holes required



### Glass to glass latch kit

SS316 & Polymer

Polish, satin or matt black finish

Order Code: MR-FLGG-P (Polish)

MR-FLGG-S (Satin)

MR-FLGG-B (Black)

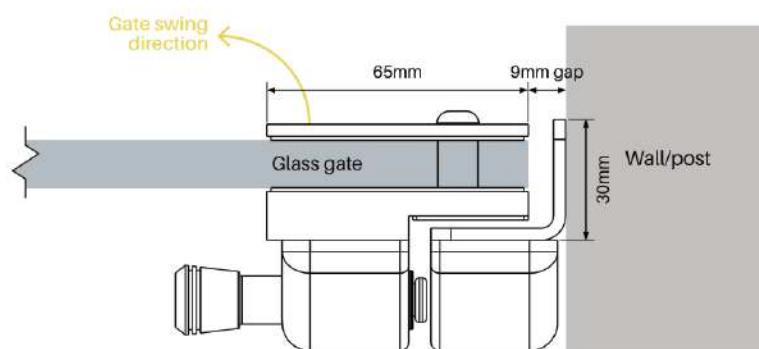
- Premium nylon side pull latch
- Friction keeper for glass to glass 180° application
- Suits 8mm, 10mm and 12mm glass gates
- Latch panel must be 12mm thick - no latch holes required





2b

## MASTER RANGE LATCHES



### Wall/square post to glass stainless steel latch kit

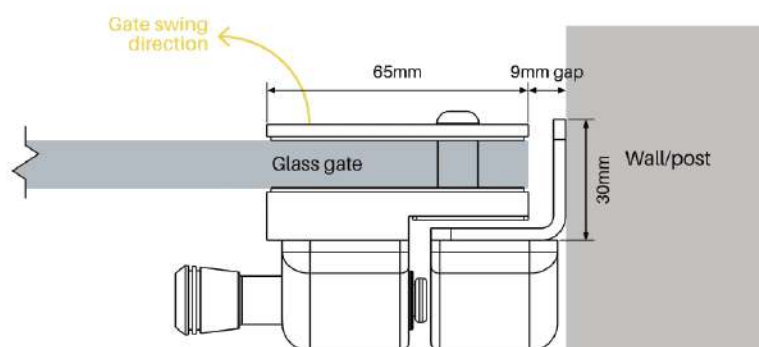
SS316

Polish or satin finish

Order Code: MR-WGLSS-P (Polish)

MR-WGLSS-S (Satin)

- Genuine D&D stainless steel side pull latch
- Latch for wall/sq. post to glass gate application
- Suits 8mm, 10mm and 12mm glass gates



### Wall/square post to glass latch kit

SS316 & Polymer

Polish, satin or matt black finish

Order Code: MR-WGL-P (Polish)

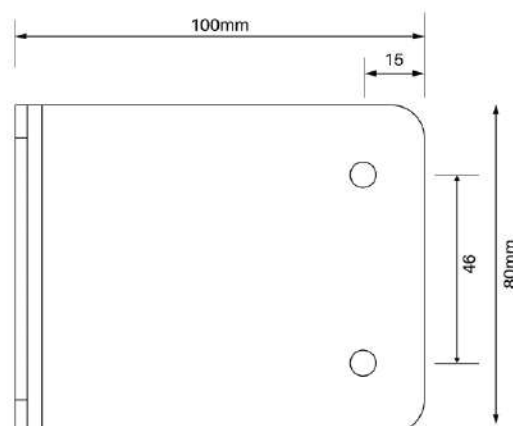
MR-WGL-S (Satin)

MR-WGL-B (Black)

- Premium nylon side pull latch with SS316 backing plates
- Latch for wall/sq. post to glass application
- Suits 8mm, 10mm and 12mm glass gates

NEED A LITTLE EXTRA?

Extended wall plate suits wall/sq post  
with nylon black latch (MR-WGL)



### Extended wall plate only

SS316

Polish, satin or matt black finish

Order Code: MR-WPEXT-P (Polish)

MR-WPEXT-S (Satin)

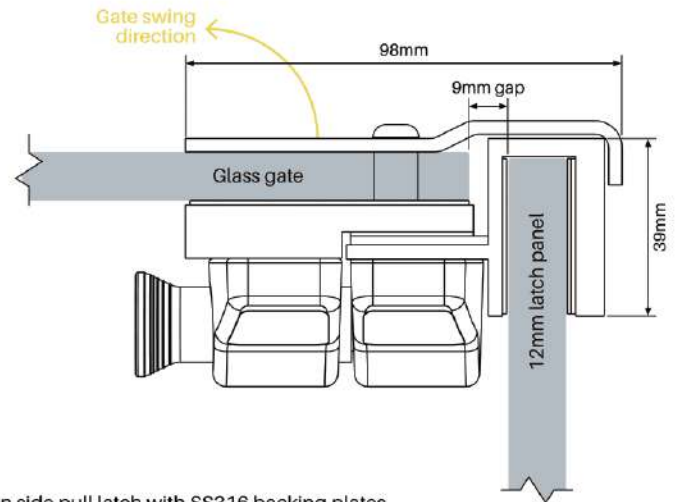
MR-WPEXT-B (Black)

- Extended plate for wall/sq. post to glass gate application
- Allows fixing of plate to wall set back from wall edge
- Wall/square post to glass gate latch kit sold separately
- Discard standard wall fitting in kit and replace with extended wall plate
- Not suitable for use with full stainless steel D&D latch



## 2b

# MASTER RANGE LATCHES



### Glass to glass external 90° corner latch kit

SS316 & Polymer

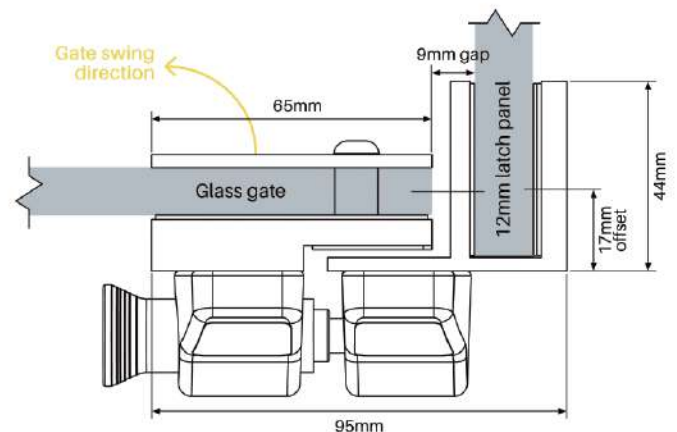
Polish, satin or matt black finish

Order Code: MR-FL90E-P (Polish)

MR-FL90E-S (Satin)

MR-FL90E-B (Matt black)

- Premium nylon side pull latch with SS316 backing plates
- Friction keeper for external fit 90° glass to glass application
- Integrated hook plate ensures latch panel cannot be separated from gate
- Suits 8mm, 10mm and 12mm glass gates
- Latch panel must be 12mm thick - no latch holes required



### Glass to glass internal 90° corner latch kit

SS316 & Polymer

Polish or satin finish

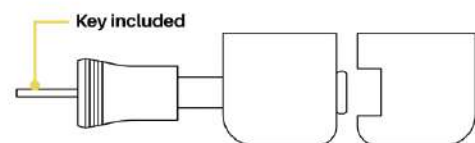
Order Code: MR-FL90I-P (Polish)

MR-FL90I-S (Satin)

- Premium nylon side pull latch with SS316 backing plates
- Friction keeper for internal fit 90° glass to glass application
- Specially designed locking clasp mechanism ensures latch panel cannot be separated from gate
- Suits 8mm, 10mm and 12mm glass gates
- Latch panel must be 12mm thick - no latch holes required



Retro fit to master range latch kits for a lockable latch



### Face mount latch

Black Polymer

Black finish

Order Code: MR-FMLSL

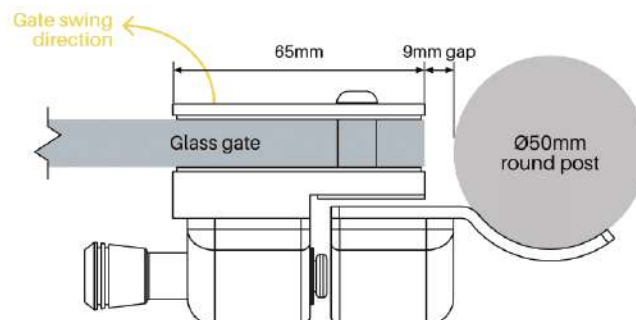
Supplier Code: MLSP52L

- Key lockable D&D latch in black polymer finish
- All backing plates supplied with non-lockable nylon latches can be retro fitted with the D&D lockable latch and keeper
- Simply remove existing nylon non-lockable latch from backing plates, discard and replace with lockable latch.



## 2b

# MASTER RANGE LATCHES



### Round post to glass stainless steel latch kit

SS316

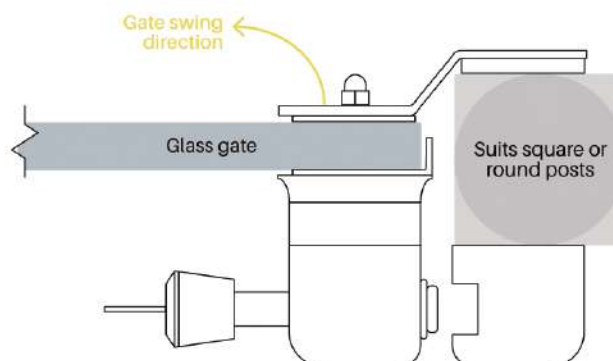
Polish or satin finish

Order Code: **MR-RPLSS-P** (Polish)

**MR-RPLSS-S** (Satin)

- Genuine D&D stainless steel side pull latch
- Latch for 50mm round post to glass application
- Suits 8mm, 10mm and 12mm glass gates
- Fixing plate suits Ø50mm round post
- 3x fixing holes for fixing to round post

### Black striker plate



### Side pull latch kit

Polymer with black powder coated aluminium or SS316 striker

Black or SS316 finish

Order Code: **MR-SFLSL-B** (Black striker plate)

**MR-SF-SSS** (SS316 striker plate only)

NEED A LITTLE EXTRA?

**Add a stainless steel striker plate (MR-SF-SSS)**



- Suits 50mm square and Ø50mm round posts
- Z shape striker plate ensures gate is centred to post
- Suits 8mm, 10mm and 12mm glass gates



### Batwing striker

Black Polymer

Order Code: **MR-BATWING**

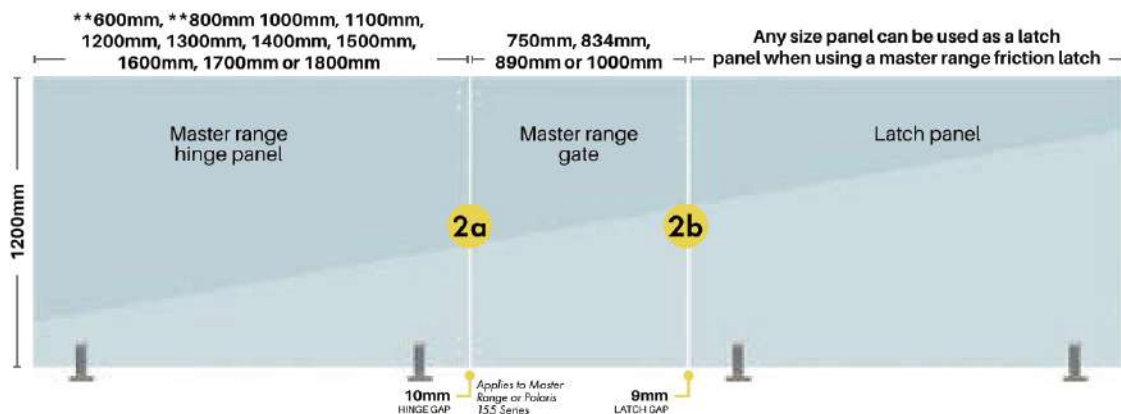
- Used as gate stop on glass gates
- Suits nylon pull latches
- Commonly stops onto aluminium gate stile



# 3

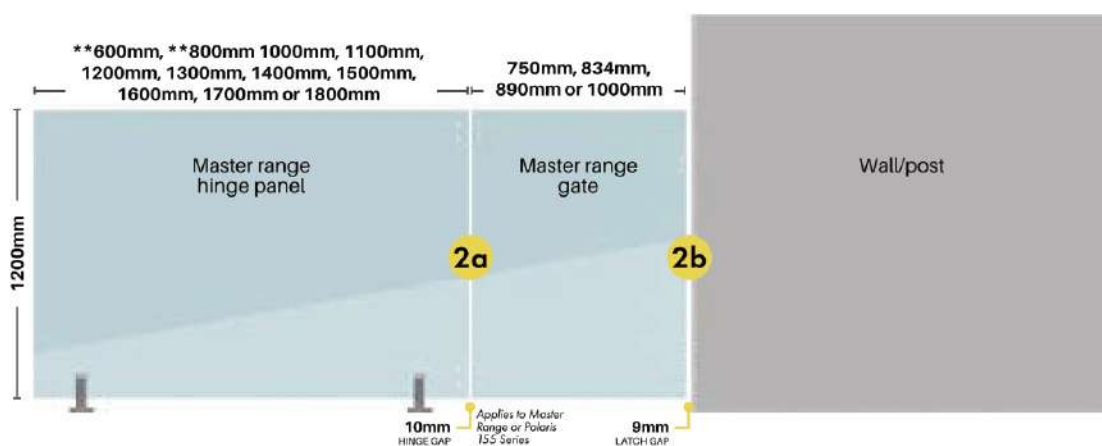
## FRAMELESS GATE LAYOUTS MASTER RANGE

### ► Glass to glass Master Range or Polaris 155 Series hinges with **glass to glass** latch



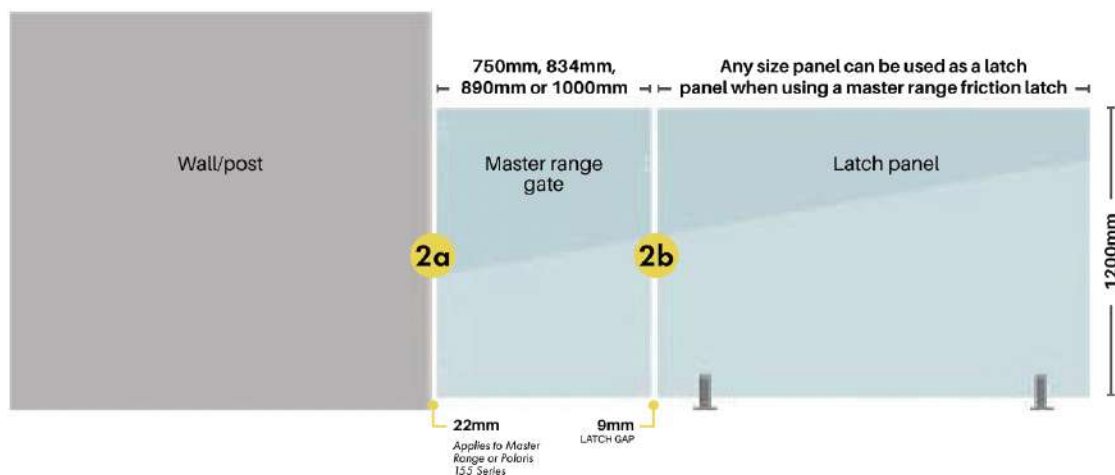
\*\*Hinge panel must be braced to wall/post or another glass panel with glass clamps or rigi clamps

### ► Glass to glass Master Range or Polaris 155 Series hinges with **wall/sq. post to glass** latch



\*\*Hinge panel must be braced to wall/post or another glass panel with glass clamps or rigi clamps

### ► Wall/sq. post to glass Master Range or Polaris 155 Series hinges with **glass to glass** latch








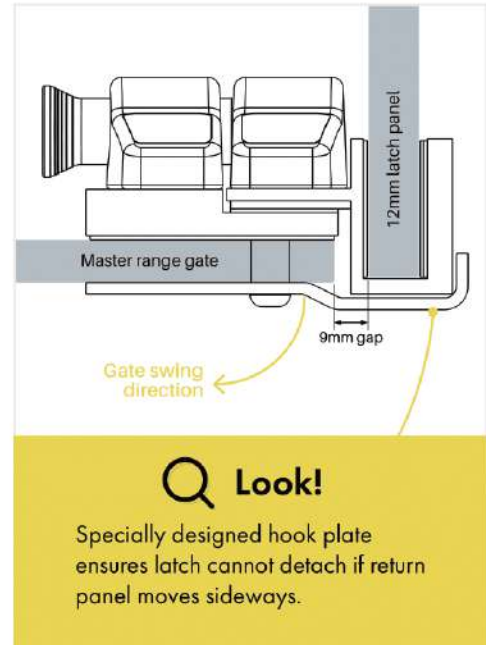
## 3

FRAMELESS GATE LAYOUTS  
MASTER RANGE


► **Glass to glass** Master Range or Polaris 155 Series hinges with **external 90° corner fitting** latch



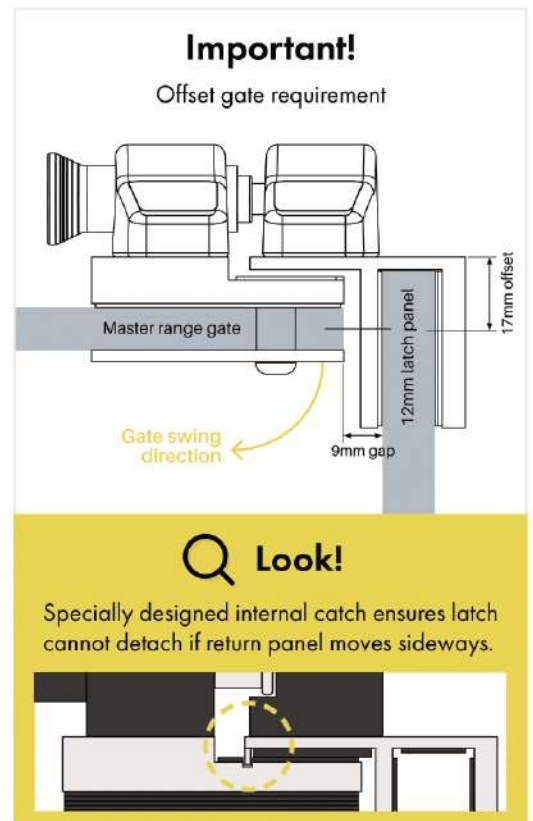
\*\* Hinge panel must be braced to wall/post or another glass panel with glass clamps or rigi clamps



► **Glass to glass** Master Range or Polaris 155 Series hinges with **internal 90° corner fitting** latch



\*\* Hinge panel must be braced to wall/post or another glass panel with glass clamps or rigi clamps






# 3

## STAINLESS POST & GATE LAYOUTS MASTER RANGE

A heavy duty stainless steel post to hinge or latch a glass gate may be required in certain installation situations.

It is important a heavy duty post is used to prevent the post bending under the weight of the gate. It is also very important that the substrate is sturdy and cannot bend/ or flex – such as when installing a base plated post to a timber deck with a hinging glass gate.

### SELECT BETWEEN SQ50 SQUARE OR MOD50 ROUND HEAVY DUTY STAINLESS STEEL POSTS



#### SQ50 Heavy duty post – 50.8x50.8mm square

SS316 – 2mm wall thickness – various lengths

Polish, satin or matt black finish

Order Code:

**SQ50-1300-HDBP** (Base plated – Includes top cap & domical cover)

**SQ50-1400-HD** (Core drill – Includes top cap)

**SQ50-5800S-5050** (Polish or satin only. Top caps sold separately)

- Heavy duty 2mm wall thickness
- Stainless steel 316L – low carbon stainless steel
- Welded base plated posts available in 1300mm high
- Core drill post available in 1400mm or 5800mm high

#### Post accessories SS316



**SQ50 post top cap**

Order Code: **SQ50-HDTC**



**SQ50 dress ring**

110x110mm outer

Order Code: **SQ50-DR**



**SQ50 domical cover**

Order Code: **SQ50-DC**



**SQ50 base plate (weld on)**

Order Code: **SQ50-BP**

See pages 102-103 for full specs



#### Ø50.8mm MOD50

SS316L – 2.7mm wall thickness – various lengths

Polish finish

Order Code: **MOD50-1300-BPSET-P** (Polish – Base plated)

**MOD50-1400-HD-P** (Polish – Core drill)

- Heavy duty 2.7mm wall thickness
- Stainless steel 316L – low carbon stainless steel
- Welded base plated posts available in 1300mm high
- Core drill post available in 1400mm high

#### Post accessories SS316



**MOD50 post top cap**

Order Code: **MOD50-HDTC-P**



**MOD50 dress ring**

Ø100mm outer

Order Code: **MOD50-DR-P**



**MOD50 domical cover**

Order Code: **MOD50-DC-P**



**MOD50 base plate (weld on)**

Order Code: **MOD50-BP-P**

See pages 106-107 for full specs

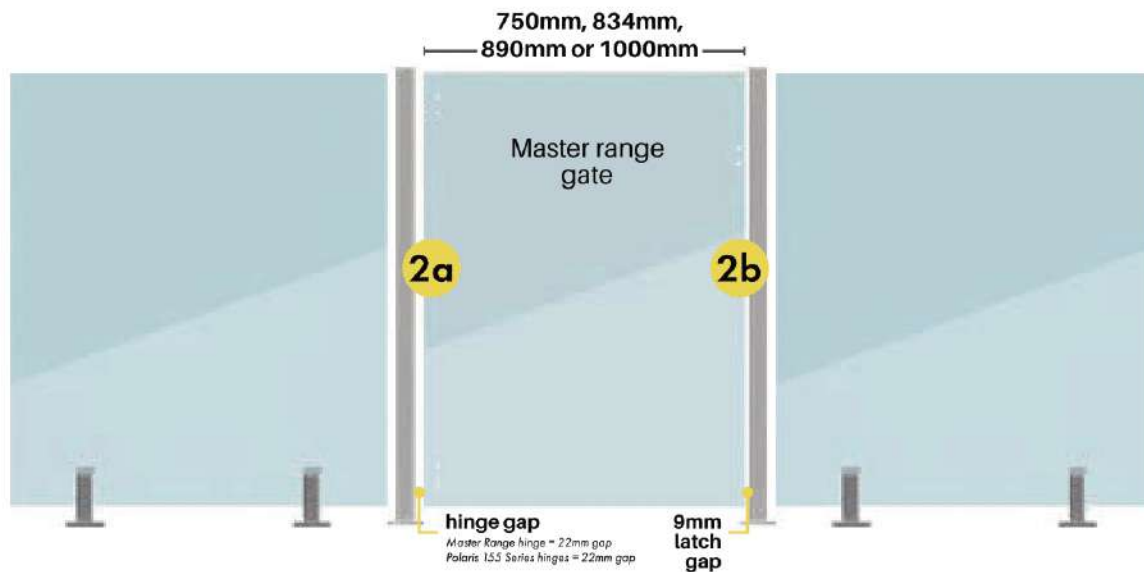




### 3

## STAINLESS POST & GATE LAYOUTS MASTER RANGE

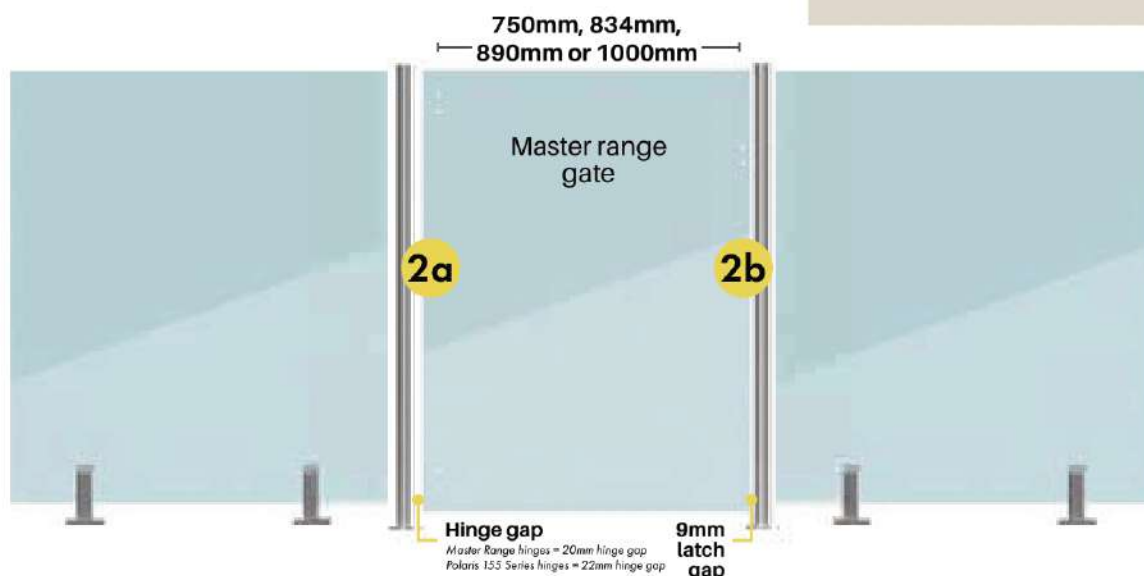
### ► SQ50 square post to post gate layout



#### Trade tip

Substrate must be strong and not flexible. This is particularly important when installing heavy duty base plated posts to timber decks

### ► MOD50 round post to post gate layout

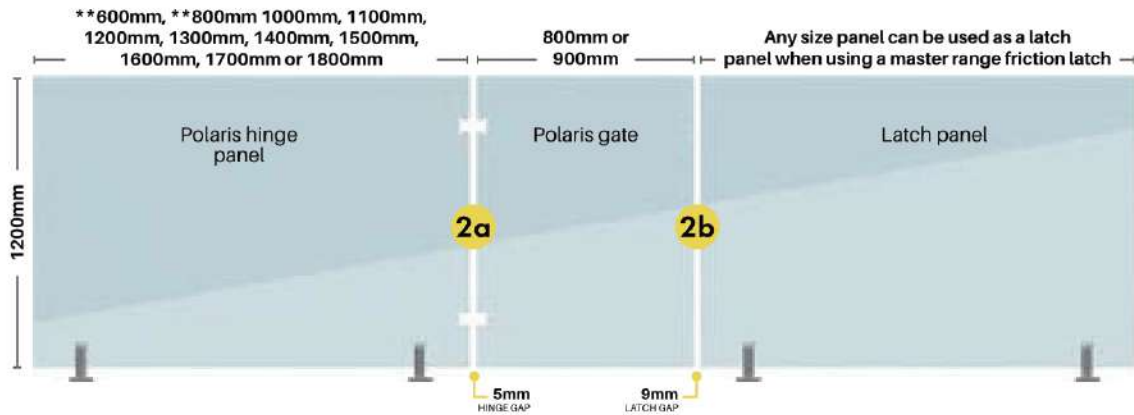




# 3

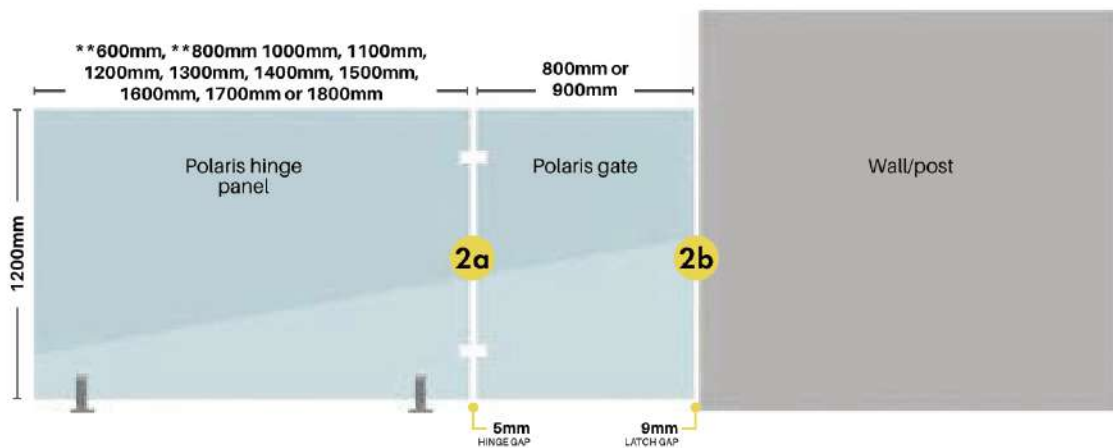
## FRAMELESS GATE LAYOUTS POLARIS 125 SERIES

### ► Glass to glass Polaris 125 Series hinges with glass to glass latch



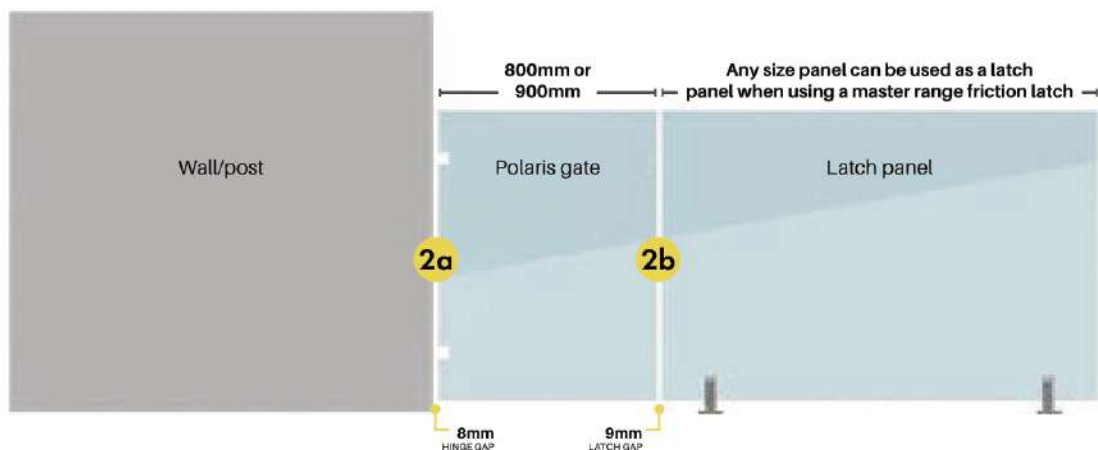
\*\*Hinge panel must be braced to wall/post or another glass panel with glass clamps or rigi clamps

### ► Glass to glass Polaris 125 Series hinges with wall/sq. post to glass latch



\*\*Hinge panel must be braced to wall/post or another glass panel with glass clamps or rigi clamps

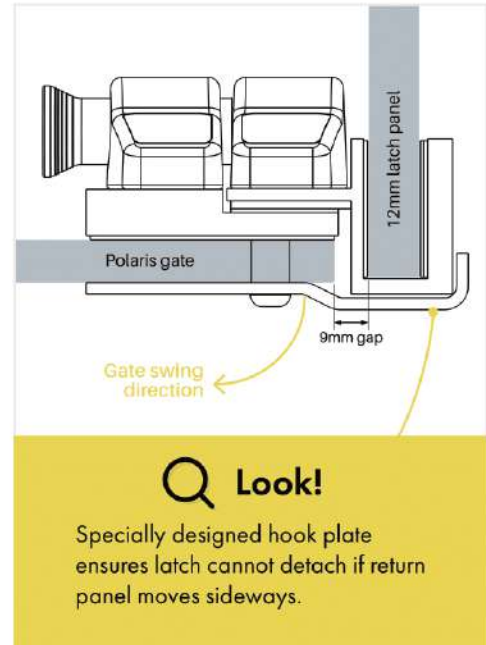

### ► Wall/sq. post to glass Polaris 125 Series hinges with glass to glass latch








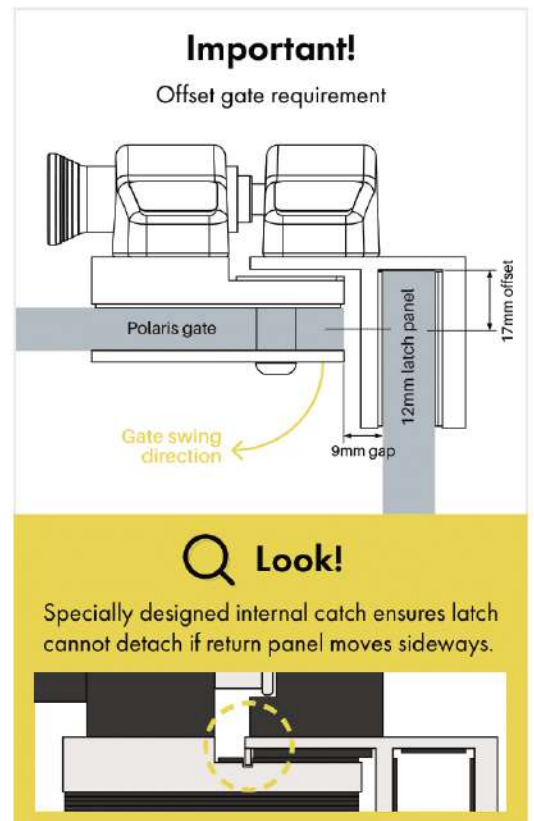
## 3

FRAMELESS GATE LAYOUTS  
POLARIS 125 SERIES► Glass to glass Polaris 125 Series hinges with **external 90° corner fitting latch**

\*\*Hinge panel must be braced to wall/post or another glass panel with glass clamps or rigi clamps

► Glass to glass Polaris 125 Series hinges with **internal 90° corner fitting latch**

\*\*Hinge panel must be braced to wall/post or another glass panel with glass clamps or rigi clamps






# 3

## STAINLESS POST & GATE LAYOUTS POLARIS 125 SERIES

SELECT BETWEEN SQ50 SQUARE OR MOD50 ROUND HEAVY DUTY STAINLESS STEEL POSTS



### SQ50 Heavy duty post – 50.8x50.8mm square

SS316 – 2mm wall thickness – various lengths

Polish, satin or matt black finish

Order Code:

**SQ50-1300-HDBP** (Base plated – Includes top cap & domical cover)

**SQ50-1400-HD** (Core drill – Includes top cap)

**SQ50-5800S-5050** (Polish or satin only. Top caps sold separately)

- Heavy duty 2mm wall thickness
- Stainless steel 316L – low carbon stainless steel
- Welded base plated posts available in 1300mm high
- Core drill post available in 1400mm or 5800mm high

### Post accessories SS316



**SQ50 post top cap**

Order Code: **SQ50-HDTC**



**SQ50 dress ring**

110x110mm outer

Order Code: **SQ50-DR**



**SQ50 domical cover**

Order Code: **SQ50-DC**



**SQ50 base plate (weld on)**

Order Code: **SQ50-BP**

See pages 102-103 for full specs



### Ø50.8mm MOD50

SS316L – 2.7mm wall thickness – various lengths

Polish finish

Order Code: **MOD50-1300-BPSET-P** (Polish – Base plated)

**MOD50-1400-HD-P** (Polish – Core drill)

- Heavy duty 2.7mm wall thickness
- Stainless steel 316L – low carbon stainless steel
- Welded base plated posts available in 1300mm high
- Core drill post available in 1400mm high

### Post accessories SS316



**MOD50 post top cap**

Order Code: **MOD50-HDTC-P**



**MOD50 dress ring**

Ø100mm outer

Order Code: **MOD50-DR-P**



**MOD50 domical cover**

Order Code: **MOD50-DC-P**



**MOD50 base plate (weld on)**

Order Code: **MOD50-BP-P**

See pages 106-107 for full specs

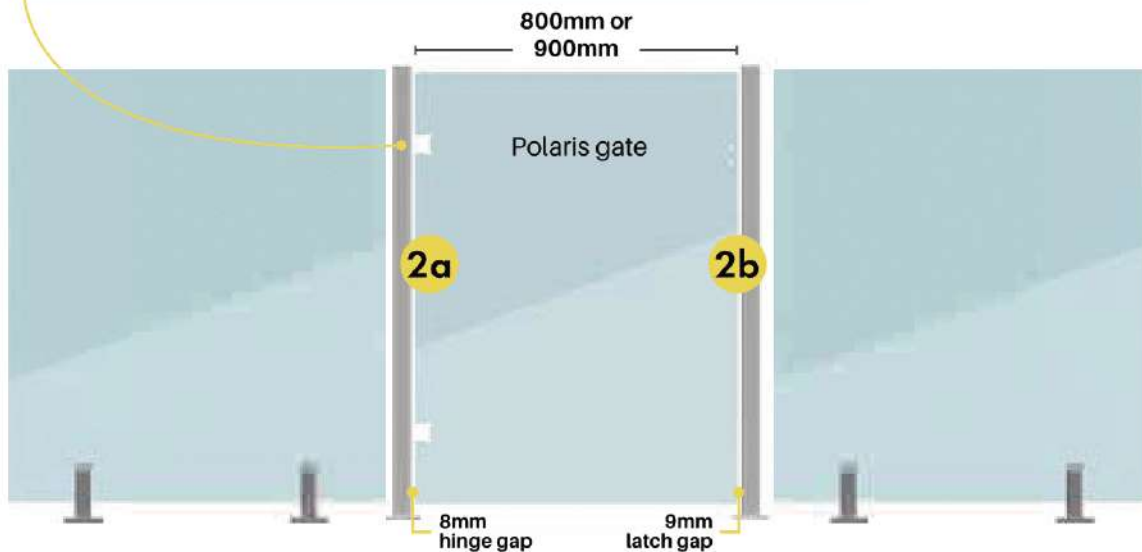


### 3

## STAINLESS POST & GATE LAYOUTS POLARIS 125 SERIES

### ► SQ50 square post to post gate layout

Polaris Soft Close **125 series** square post plates required.  
Sold separately to the wall hinge. Refer page 59

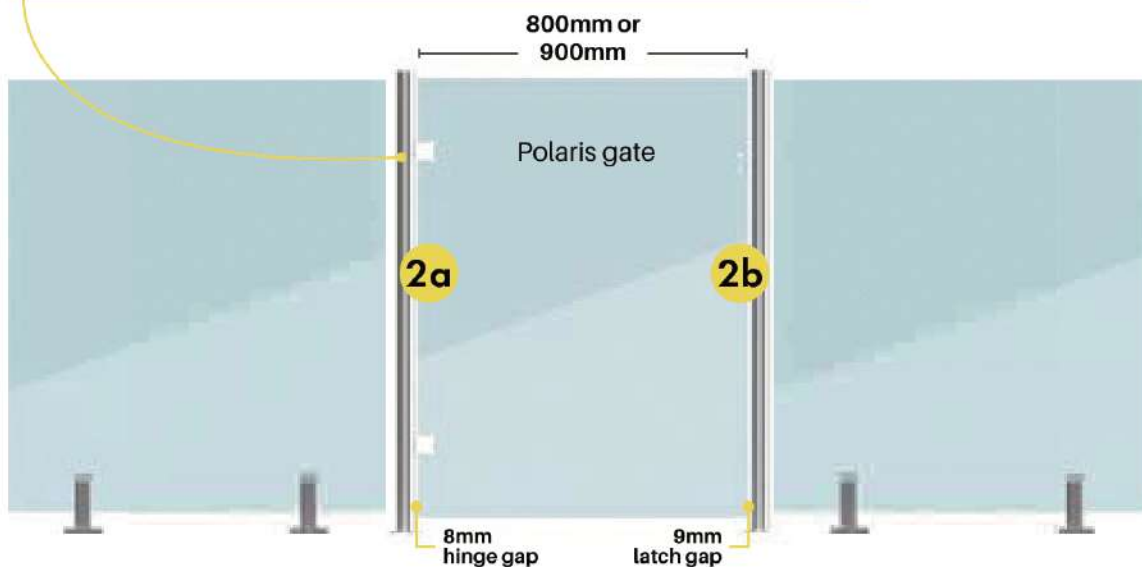


#### Trade tip

Substrate must be strong and not flexible. This is particularly important when installing heavy duty base plated posts to timber decks

### ► MOD50 round post to post gate layout

Polaris Soft Close **125 Series** round post plates required.  
Sold separately to the wall hinge. Refer page 59







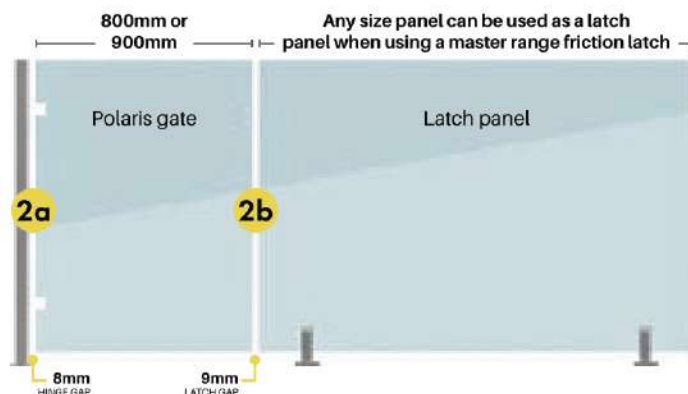
# 3

## FRAMELESS GATE LAYOUTS POLARIS 125 SERIES

### ► Square post to glass Polaris 125 Series hinges with glass to glass latch

#### Important!

When using the Polaris square post fixing plates, a heavy duty post (at least 50.8mm square or larger) must be used



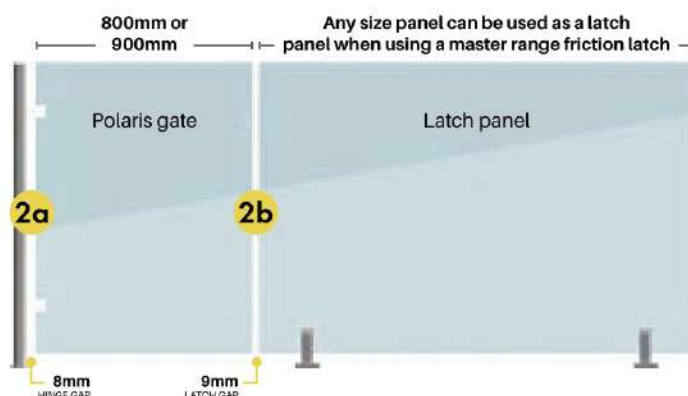
#### Trade tip

Substrate must be strong and not flexible. This is particularly important when installing heavy duty base plated posts to timber decks

### ► Round post to glass Polaris 125 Series hinges with glass to glass latch

#### Important!

When using the Polaris round post fixing plates, you must use a  $\varnothing 50\text{mm}$  post. Due to the weight of the glass gate, we recommend using a post with a wall thickness of at least 2.5mm



#### Trade tip

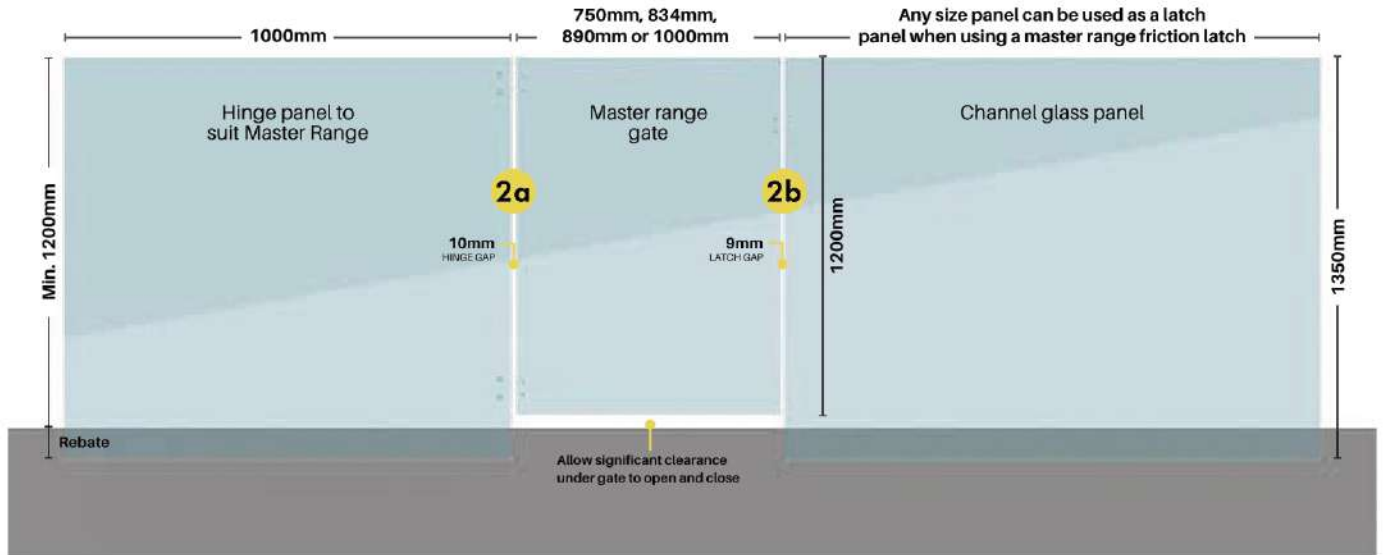
Substrate must be strong and not flexible. This is particularly important when installing heavy duty base plated posts to timber decks



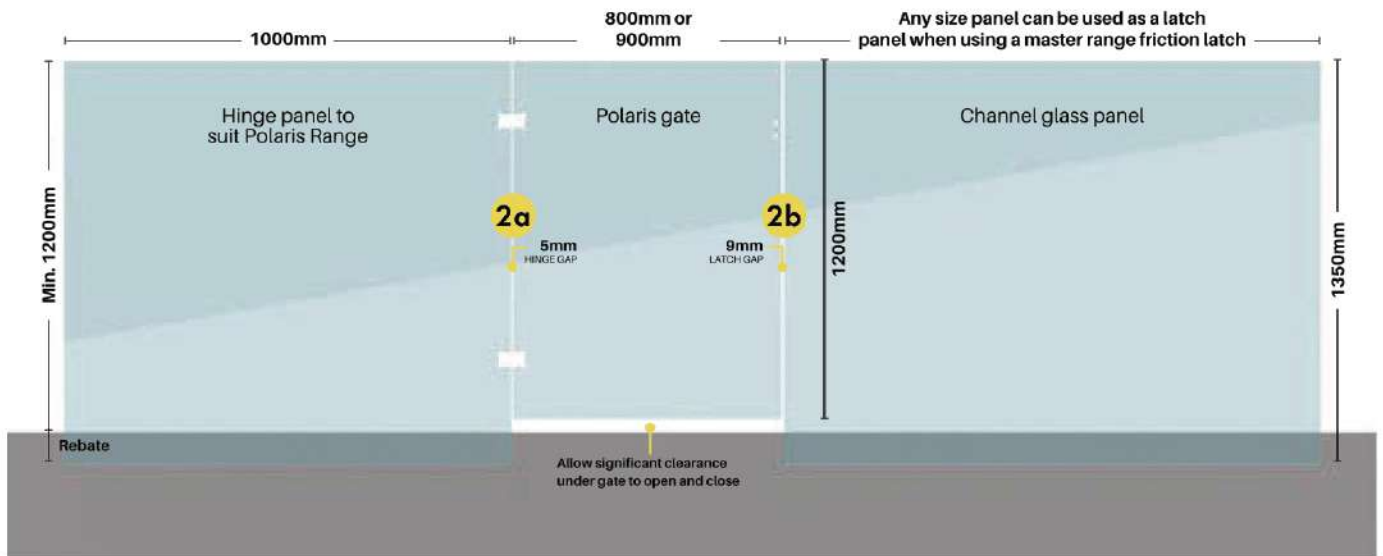
### 3

## CLEARGLAZE CHANNEL GLASS GATE LAYOUTS

### ► Layout for **Master Range or Polaris 155 Series** gate & hinge panel



### ► Layout for **Polaris 125 Series** gate & hinge panel





## RIGI CLAMPS

**A contemporary clamp which acts as a brace between glass panels, providing extra rigidity to your fence.**

We have an extensive range of RIGI clamps available to suit most installations.

Clamps are made from high quality stainless steel 316, available in polish, satin or matt black finish. The clamps are 'friction fit' meaning that the glass panels do not require pre-drilled holes for fitting.



### Small rigi clamp

SS316

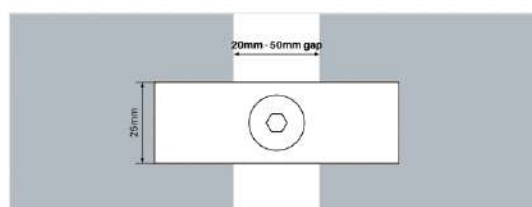
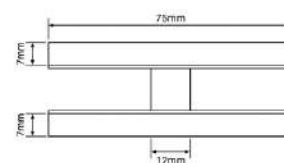
**Polish, satin or matt black finish**

Order Code: GC-RIGIS-P (Polish)

GC-RIGIS-S (Satin)

GC-RIGIS-B (Black)

- Friction fit rigi clamp
- Suits 12mm glass
- Ideal for panels with gaps between 20-50mm



### Large rigi clamp

SS316

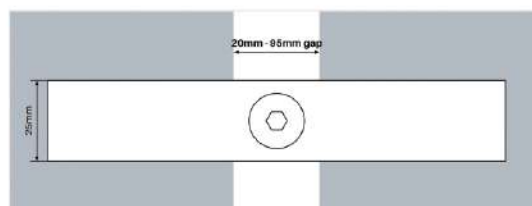
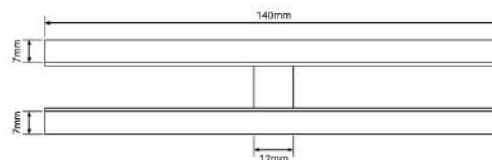
**Polish, satin or matt black finish**

Order Code: GC-RIGIL-P (Polish)

GC-RIGIL-S (Satin)

GC-RIGIL-B (Black)

- Friction fit rigi clamp
- Suits 12mm glass
- Ideal for panels with gaps between 20-95mm



### 90 degree rigi clamp

SS316

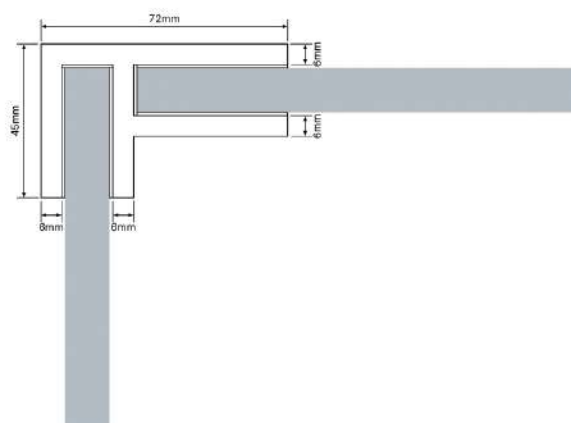
**Polish, satin or matt black finish**

Order Code: GC-RIGI90-P (Polish)

GC-RIGI90-S (Satin)

GC-RIGI90-B (Black)

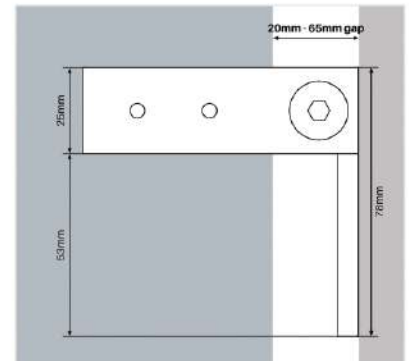
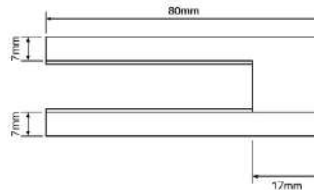
- Friction fit rigi clamp
- Bracing of glass panels at 90 degrees
- Suits 12mm glass







## RIGI CLAMPS



### Wall rigi clamp


SS316

Polish, satin or matt black finish

Order Code: GC-RIGIW-P (Polish)  
GC-RIGIW-S (Satin)  
GC-RIGIW-B (Black)

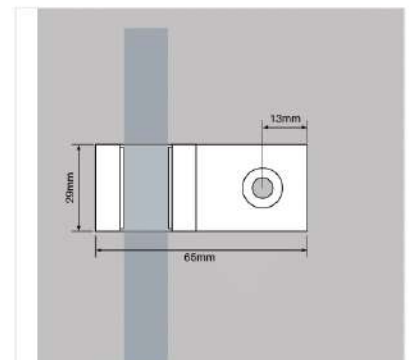
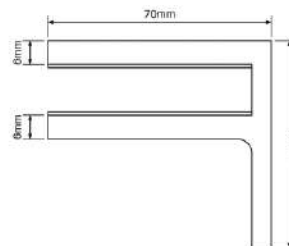
- Friction fit rigi clamp
- Suits 12mm glass
- Brace glass to walls/posts
- 2x countersunk fixing holes to wall/post

### Use for timber fixing!



### Bugle batten screw

50mm long – hex head drive  
Order Code: CSK-050  
• SS316  
• 14G x 50mm long with  
Ø11.5mm outer head



### Offset wall rigi clamp

SS316

Polish, satin or matt black finish

Order Code: GC-RIGIW-O-P (Polish)  
GC-RIGIW-O-S (Satin)  
GC-RIGIW-O-B (Black)

- Friction fit rigi clamp
- Suits 12mm glass
- Brace glass to walls/posts
- Easy install with offset fixing – clamp can be added after glass is installed
- Rotate for left or right side fixing
- 1x countersunk hole for fixing to wall/post



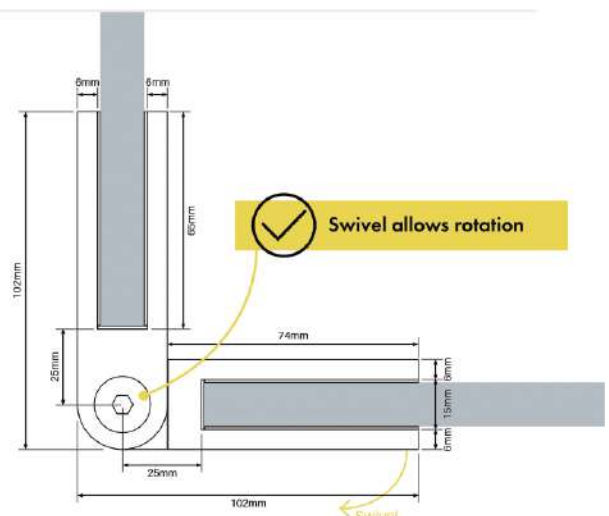
### Swivel rigi clamp

SS316

Polish, satin or matt black finish

Order Code: GC-RIGISWIV-P (Polish)  
GC-RIGISWIV-S (Satin)  
GC-RIGISWIV-B (Black)

- Friction fit rigi clamp
- Suits 12mm glass
- Multi angle rigi clamp – a great solution for variable angle installs





# GLASS CLAMPS

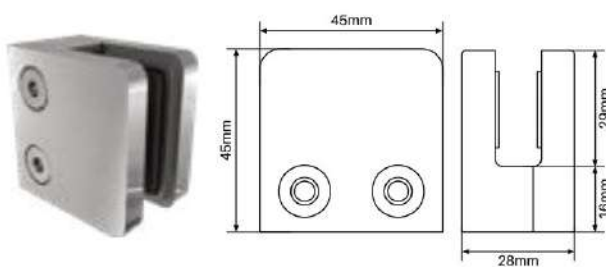


## Glass clamps provide a smart & functional solution for clamping glass panels.

Our glass clamps are made from high quality 2205 grade stainless steel, available in polish or satin finish. Perfect for any semi-frameless pool fencing project.

All of our glass clamps come complete with gaskets to suit 8mm, 10mm or 12mm glass and are designed for friction fitting which eliminates the need for drill holes in glass panels.

Note: Please take care to refer to relevant standards to ensure our D clamps are suitable for your needs as each installation situation/ compliance requirement is unique



### Slimline clamp – Square front, flat back

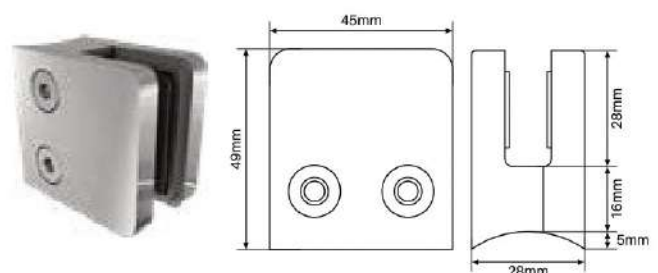
SS2205

Polish or satin finish

Order Code: GCS-S-FB-P (Polish)

GCS-S-FB-S (Satin)

- Slimline 45x45mm shape
- Premium grade SS2205 in polish or satin finish
- Gaskets included to suit 8mm or 10mm glass only (not suited to 12mm glass)
- Gaskets made from EPDM – highest quality gaskets available



### Slimline clamp – Square front, round back

SS2205

Polish or satin finish

Order Code: GCS-S-RB-P (Polish)

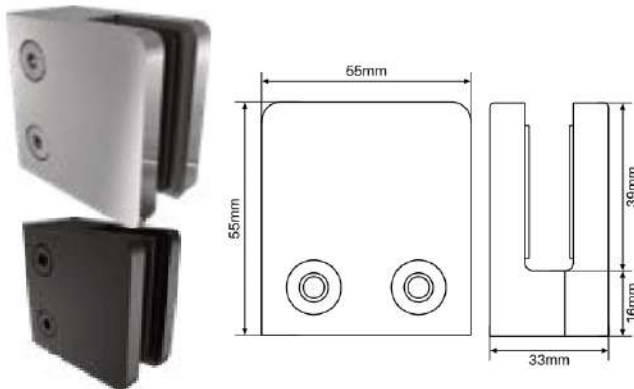
GCS-S-RB-S (Satin)

- Slimline 45x45mm shape – Suits fixing to Ø50mm round posts
- Premium grade SS2205 in polish or satin finish
- Gaskets included to suit 8mm or 10mm glass only (not suited to 12mm glass)
- Gaskets made from EPDM – highest quality gaskets available





## GLASS CLAMPS



### Square front, flat back clamp

SS2205

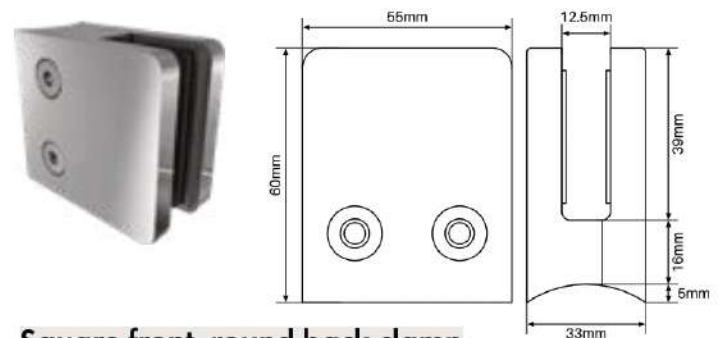
**Polish, satin or matt black finish**

Order Code: **GC-S-FB-P (Polish)**

**GC-S-FB-S (Satin)**

**GC-S-FB-B (Matt black)**

- Premium 2205 grade stainless steel
- Gaskets included to suit 8mm, 10mm or 12mm glass
- Gaskets made from EPDM - highest quality gaskets available
- Can be used with bottom seat (refer below)



### Square front, round back clamp

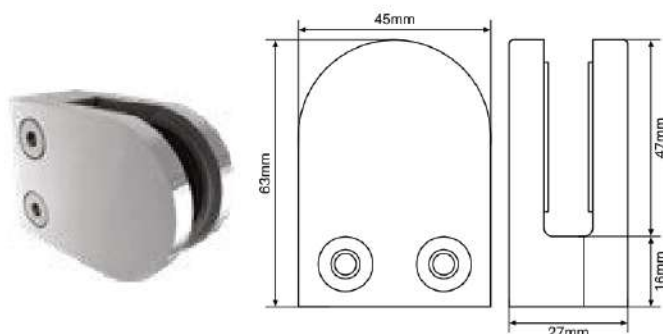
SS2205

**Polish or satin finish**

Order Code: **GC-S-RB-P (Polish)**

**GC-S-RB-S (Satin)**

- Premium 2205 grade stainless steel
- Gaskets included to suit 8mm, 10mm or 12mm glass
- Gaskets made from EPDM - highest quality gaskets available
- Can be used with bottom seat (refer below)



### D front, flat back clamp

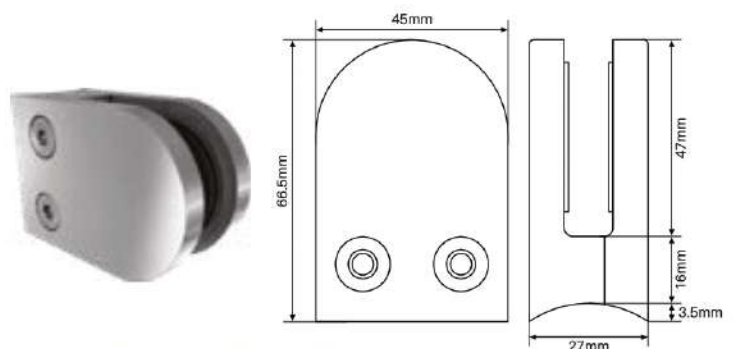
SS2205

**Polish or satin finish**

Order Code: **GC-D-FB-P (Polish)**

**GC-D-FB-S (Satin)**

- Premium 2205 grade stainless steel
- Gaskets included to suit 8mm, 10mm or 12mm glass
- Gaskets made from EPDM - highest quality gaskets available
- Can be used with bottom seat (refer below)



### D front, round back clamp

SS2205

**Polish or satin finish**

Order Code: **GC-D-RB-P (Polish)**

**GC-D-RB-S (Satin)**

- Premium 2205 grade stainless steel - Suits Ø50mm round posts
- Gaskets included to suit 8mm, 10mm or 12mm glass
- Gaskets made from EPDM - highest quality gaskets available
- Can be used with bottom seat (refer below)



### Bottom seat for D clamps

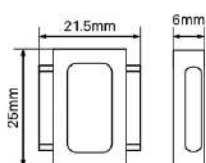
SS2205

**Polish or satin finish**

Order Code: **GC-D-SEAT-P (Polish)**

**GC-D-SEAT-S (Satin)**

- Use when glass slip is a concern or for heavier/wider panels
- Simply insert into D clamp
- Bottom plate seat sold separately



Slimline 45x45mm clamp cannot be used with bottom seat



### Bottom seat for sq. front clamps

SS2205

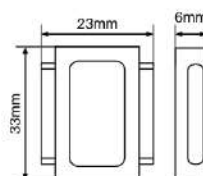
**Polish, satin or matt black finish**

Order Code: **GC-S-SEAT-P (Polish)**

**GC-S-SEAT-S (Satin)**

**GC-S-SEAT-B (Matt black)**

- Use when glass slip is a concern or for heavier/wider panels
- Simply insert into sq. front clamp
- Bottom plate seat sold separately



Slimline 45x45mm clamp cannot be used with bottom seat





## GLASS STANDOFFS

### Glass standoffs provide the ultimate finish in point fixing frameless glass panels.

Our glass standoffs are the highest quality and offer a range of installation advantages.

Made from precision machined 316 grade stainless steel, our standoffs are available in polish or satin finishes. Selected sizes are also available in matt black and matt white finishes. Specifically engineered for 12mm thick glass with a heavy duty 12mm M12 thread, our glass standoffs are ideally suited to any project.



Ø38mm x  
12mm thick  
cap & Ø38mm  
body

Adjustable body from  
**23mm to 40mm**

#### ADJUSTABLE

#### Ø38mm standoff with adjustable body

SS316

Polish or satin finish

Order Code: GS38P-A (Polish)

GS38S-A (Satin)



unscrew to adjust  
standoff body  
length adjustable  
from 23-40mm



Ø50mm x  
12mm thick  
cap & Ø50mm  
body

Adjustable body from  
**23mm to 40mm**

#### ADJUSTABLE

#### Ø50mm standoff with adjustable body

SS316

Polish or satin finish

Order Code: GS50P-A (Polish)

GS50S-A (Satin)

Adjustable length

**23-40mm**

Recommended glass  
hole size

**Ø20-22mm**

- Ideal for fixing to uneven surfaces
- Maximum strength – entire standoff affixed to M12 threaded rod or lag screw
- Visually pleasing – adjustable section fits internal of body
- Kit includes: cap, body, 2x plastic washers & 1x bush

Adjustable length

**23-40mm**

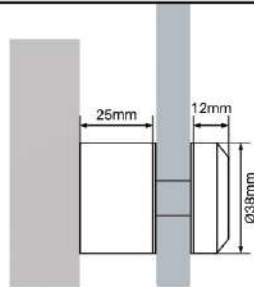
Recommended glass  
hole size

**Ø20-22mm**

- Ideal for fixing to uneven surfaces
- Maximum strength – entire standoff affixed to M12 threaded rod or lag screw
- Visually pleasing – adjustable section fits internal of body
- Kit includes: cap, body, 2x plastic washers & 1x bush



## GLASS STANDOFFS



### Ø38mm x 25mm body standoff

SS2205

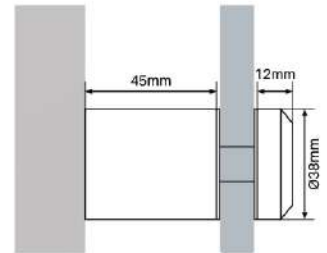
**Polish, satin or matt black finish**

Order Code: GS3825P (Polish)

GS3825S (Satin)

GS3825B (Matt black)

- Heavy duty M12 threaded screw
- M12 threaded through the entire standoff body allows single M12 fixing for body and cap
- Precision machining on cap with bevelled edge
- Suits 12mm thick glass
- Kit includes: cap, body, 2x plastic washers & 1x bush (fixing rod sold separately)
- Additional washers available to pack out body from wall



### Ø38mm x 45mm body standoff

SS2205

**Polish, satin or matt black finish**

Order Code: GS3845P (Polish)

GS3845S (Satin)

GS3845B (Matt black)

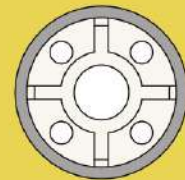
Recommended glass  
hole size

**Ø20mm**

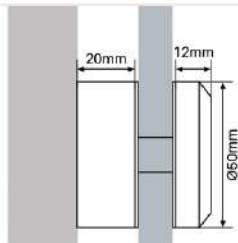
Standoff  
diameter

**Ø38mm**

#### Standoff back view



4x Ø5mm  
holes | M12 centre  
thread



### Ø50mm x 20mm body standoff

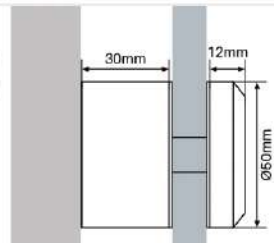
SS2205

**Polish, satin or matt black finish**

Order Code: GS5020P (Polish)

GS5020S (Satin)

GS5020B (Matt black)



### Ø50mm x 30mm body standoff

SS2205

**Polish, satin, matt black or pearl white finish**

Order Code: GS5030P (Polish)

GS5030S (Satin)

GS5030B (Matt black)

GS5030W (Pearl white)\*

- Heavy duty M12 threaded screw
- M12 threaded through the entire standoff body allows single M12 fixing for body and cap
- Precision machining on cap with bevelled edge
- Additional fixing holes in body for extra rigidity if required
- Suits 12mm thick glass
- Kit includes: cap, body, 2x plastic washers and 1x bush (fixing rod sold separately)
- Additional washers available to pack out body from wall (sold separately)

\* Pearl white is made from solid aluminium

Recommended glass hole size

**Ø20-22mm**

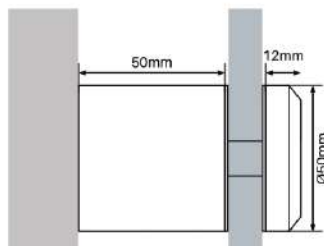
Standoff diameter

**Ø50mm**

#### Standoff back view



2x Ø6.5mm holes  
2x 7x12mm slots  
M12 centre thread



### Ø50mm x 50mm body standoff

SS2205

**Polish, satin or matt black finish**

Order Code: GS5050P (Polish)

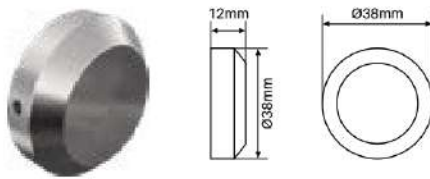
GS5050S (Satin)

GS5050B (Matt black)





## GLASS STANDOFF ACCESSORIES



### Ø38mm flat cap (cap only)

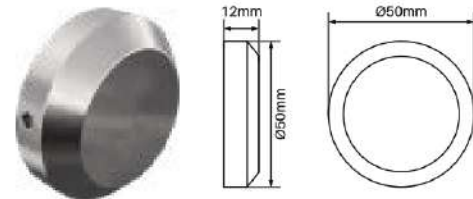
SS316

**Polish or satin finish**

Order Code: **GS38CAP-P** (Polish)

**GS38CAP-S** (Satin)

- Ø38mm cap - M12 thread
- Suits all 38mm body standoffs in our range
- 12mm thick with beveled edge



### Ø50mm flat cap (cap only)

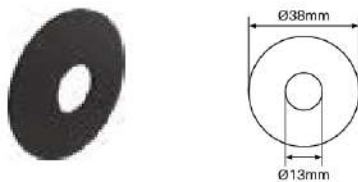
SS316

**Polish or satin finish**

Order Code: **GS50CAP-P** (Polish)

**GS50CAP-S** (Satin)

- Ø50mm cap - M12 thread
- Suits all 50mm body standoffs in our range
- 12mm thick with beveled edge



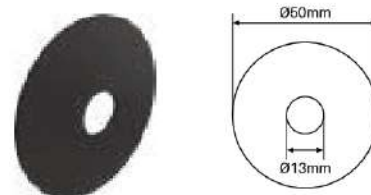
### Ø38mm nylon washer

Black nylon

**Polish or satin finish**

Order Code: **GS38W**

- Allows for packing out from wall
- Suits all Ø38mm body standoffs in our range
- UV stabilised black plastic - 1mm thick



### Ø50mm nylon washer

Black nylon

**Polish or satin finish**

Order Code: **GS50W**

- Allows for packing out from wall
- Suits all Ø50mm body standoffs in our range
- UV stabilised black plastic - 1mm thick



### Standoff tool

SS316

Order Code: **GSTOOL**

- Tighten or loosen Ø38mm & Ø50mm standoffs

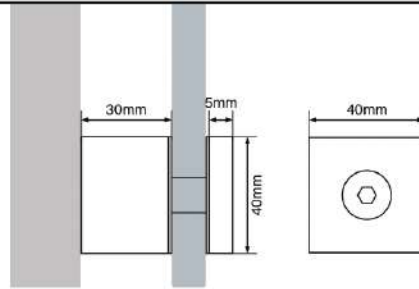
A versatile tool that allows for easy installation of 38mm and 50mm diameter standoffs. Simply rotate the tool to suit the standoff diameter size.



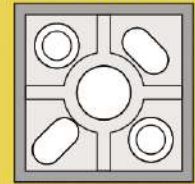




## SQUARE GLASS STANDOFFS



### Standoff back view



2x Ø6.5mm holes  
2x 6.5x12mm slots  
M12 centre thread

### 40mm square cap x 30mm body standoff

SS316


Polish or satin finish

Order Code: GS4030P-SQ (Polish)  
GS4030S-SQ (Satin)

- Modern 40x40mm square front profile
- CSK front screw with allen key head ensures front cap is always affixed in a level square position
- Suits M12 fixings

### Versatile fixing standoff design

In addition to central M12 fixing, 4x further fixing points can be internally accessed to provide extra rigidity, particularly for timber installations



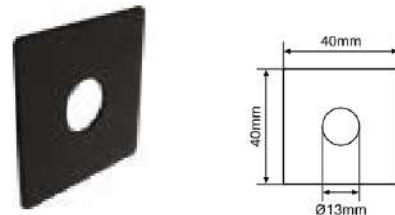
### 40x40mm flat cap (cap only)

SS316

Polish or satin finish

Order Code: GS4040CAP-P (Polish)  
GS4040CAP-S (Satin)

- 40x40mm square cap
- Suits 40x30mm square standoff
- 5mm thick with CSK hole



### 40x40mm nylon washer

Black nylon

Order Code: GS4040W

- 40x40mm square washer
- Allows for packing out from wall
- UV stabilised black plastic - 1mm thick



## GLASS STANDOFF ACCESSORIES

### STAINLESS STEEL FASTENERS



#### M12 dome nut

PACK OF 4 – SS316

Order Code:

GS-DN-4PK

- 4x dome nuts & 4x split washers



#### Soudafix CA1400 Chemical anchor

280mL

Order Code: SOUD-CA1400

- High performance, two-component chemical anchoring resin for the pressure-free securing of anchoring rods, studs, treaded collars etc.
- Easy to use and apply
- Fast cure (20°C=45min full cure; 30°C=25min full cure)
- Vinyl ester styrene free
- Can be used in damp concrete
- Apply with standard caulking gun




**93mm lag  
screw**

SS304  
M12 thread  
Order Code:  
GS093LAG



**115mm lag  
screw**

SS304  
M12 thread  
Order Code:  
GS115LAG



**160mm lag  
screw**

SS304  
M12 thread  
Order Code:  
GS160LAG




**120mm  
threaded rod**

SS304  
M12 thread  
Order Code:  
GS120ROD



**1000mm  
threaded rod**

SS304  
M12 thread  
Order Code:  
GS1000ROD



The ideal combination of a threaded rod through a stainless steel body mounted onto a single rigid threaded screw or lag screw results in a strong and secure standoff fixing for your project.

NOTE: 50 x 50mm standoff must use 160mm lag screw to fit body & cap entirely onto the screw.

\* 40x40mm square standoff does not allow for above configuration





## SEMI FRAMELESS POOL FENCING



### **Semi frameless glass remains a popular and cost effective solution for pool fencing.**

We have an extensive range of 1200mm high, 12mm thick clear toughened glass panels in incremental spans. Coupled with the Australis aluminium 50mm square post range and our modular glass gates, a visually stunning semi-frameless pool fence project can be easily completed.

The Australis aluminium range features a captive wedge glazing system which enables fast installation. Only one side of the glass requires glazing as the other side of the post has a simple slide in captive wedge which is inserted before the glass is lowered into position. Deep glazing pockets in the posts enable extra adjustment when installing panels.

Traditionally 10mm thick toughened glass was used with semi-frameless posts. Due to increased popularity and range of 12mm thick glass panels (particularly for frameless glass), commonly 12mm thick toughened panels are now also used in semi-frameless installations.

Our semi-frameless system offers the highest quality products while ensuring the fastest and easiest installation possible.





## 12MM SEMI FRAMELESS PANELS

Available in 50mm increments from 200mm to 2000mm wide

**Our large range of 12mm thick clear toughened glass pool panels allows you to select an installation configuration to cover nearly all semi frameless situations**

50mm increments from 200mm to 2000mm

Panels are produced under strict quality conformance requirements which has led to recognition of us as the industry leading supplier


Order Code	Perth Order Code	Width	Height	Sqm	Weight	Suggested post centres
12N-0200	C12N-0200	200mm	1200mm	0.24	7kg	210mm - 220mm
12N-0250	C12N-0250	250mm	1200mm	0.30	9kg	260mm - 270mm
12N-0300	C12N-0300	300mm	1200mm	0.36	11kg	310mm - 320mm
12N-0350	C12N-0350	350mm	1200mm	0.42	13kg	360mm - 370mm
12N-0400	C12N-0400	400mm	1200mm	0.48	14kg	410mm - 420mm
12N-0450	C12N-0450	450mm	1200mm	0.54	16kg	460mm - 470mm
12N-0500	C12N-0500	500mm	1200mm	0.60	18kg	510mm - 520mm
12N-0550	C12N-0550	550mm	1200mm	0.66	20kg	560mm - 570mm
12N-0600	C12N-0600	600mm	1200mm	0.72	22kg	610mm - 620mm
12N-0650	C12N-0650	650mm	1200mm	0.78	23kg	660mm - 670mm
12N-0700	C12N-0700	700mm	1200mm	0.84	25kg	710mm - 720mm
12N-0750	C12N-0750	750mm	1200mm	0.90	27kg	760mm - 770mm
12N-0800	C12N-0800	800mm	1200mm	0.96	29kg	810mm - 820mm
12N-0850	C12N-0850	850mm	1200mm	1.02	31kg	860mm - 870mm
12N-0900	C12N-0900	900mm	1200mm	1.08	32kg	910mm - 920mm
12N-0950	C12N-0950	950mm	1200mm	1.14	34kg	960mm - 970mm
12N-1000	C12N-1000	1000mm	1200mm	1.20	36kg	1010mm - 1020mm
12N-1050	C12N-1050	1050mm	1200mm	1.26	38kg	1060mm - 1070mm
12N-1100	C12N-1100	1100mm	1200mm	1.32	40kg	1110mm - 1120mm
12N-1150	C12N-1150	1150mm	1200mm	1.38	41kg	1160mm - 1170mm
12N-1200	C12N-1200	1200mm	1200mm	1.44	43kg	1210mm - 1220mm
12N-1250	C12N-1250	1250mm	1200mm	1.50	45kg	1260mm - 1270mm
12N-1300	C12N-1300	1300mm	1200mm	1.56	47kg	1310mm - 1320mm
12N-1350	C12N-1350	1350mm	1200mm	1.62	49kg	1360mm - 1370mm
12N-1400	C12N-1400	1400mm	1200mm	1.68	50kg	1410mm - 1420mm
12N-1450	C12N-1450	1450mm	1200mm	1.74	52kg	1460mm - 1470mm
12N-1500	C12N-1500	1500mm	1200mm	1.80	54kg	1510mm - 1520mm
12N-1550	C12N-1550	1550mm	1200mm	1.86	56kg	1560mm - 1570mm
12N-1600	C12N-1600	1600mm	1200mm	1.92	58kg	1610mm - 1620mm
12N-1650	C12N-1650	1650mm	1200mm	1.98	59kg	1660mm - 1670mm
12N-1700	C12N-1700	1700mm	1200mm	2.04	61kg	1710mm - 1720mm
12N-1750	C12N-1750	1750mm	1200mm	2.10	63kg	1760mm - 1770mm
12N-1800	C12N-1800	1800mm	1200mm	2.16	65kg	1810mm - 1820mm
12N-1850	C12N-1850	1850mm	1200mm	2.22	67kg	1860mm - 1870mm
12N-1900	C12N-1900	1900mm	1200mm	2.28	68kg	1910mm - 1920mm
12N-1950	C12N-1950	1950mm	1200mm	2.34	70kg	1960mm - 1970mm
12N-2000	C12N-2000	2000mm	1200mm	2.40	72kg	2010mm - 2020mm



## 12MM SEMI FRAMELESS PANELS LAYOUT

### PANEL LAYOUTS

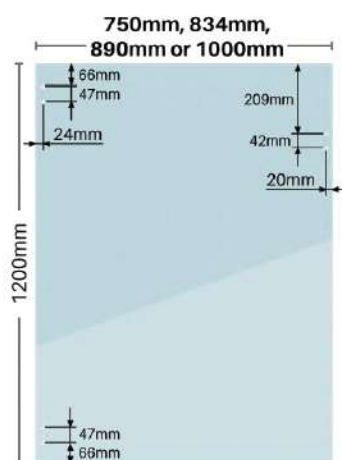
### 12MM POOL PANELS 1200MM HIGH



The Australis system has been made with a gap of approximately 7mm at each end to ensure the glass and aluminium posts do not touch. To identify post centres, add 16mm to the glass panel width.

Examples: A 1200mm wide glass panel achieves a 1216mm centre of post to centre of post  
A 1550mm wide glass panel achieves 1566mm centres & so on

## MASTER RANGE GATES



8mm thick clear toughened

2mm radius corners

Suits Master Range hinges & latches

Suits Polaris 155 hinges

6x Ø10mm holes

Order Code	Perth Order Code	Width	Height	Sqm	Weight
08SLG-0750	C08SLG-0750	750mm	1200mm	0.90	18kg
08SLG-0834	C08SLG-0834	834mm	1200mm	1.00	20kg
08SLG-0890	C08SLG-0890	890mm	1200mm	1.07	21kg
08LSG-1000	C08SLG-1000	1000mm	1200mm	1.20	24kg

\*Hole specifications shown are to centre of holes

Images & drawings are not to scale







# AUSTRALIS

## 50MM ALUMINIUM MODULAR SYSTEM

A complete pool fencing system which offers easy installation with a visually stunning end product that your clients will swoon over.

### Posts extruded in Alloy Grade 6106 T6

Alloy 6106 has excellent corrosion resistance and is renowned for its superior rigidity. 1 way & 2 way profiles feature 3.7mm thick walls for superior strength

### Aluminium extrusions produced in accordance with AS/NZS 1866:1997

Extrusions produced to the chemical composition, mechanical property and dimensional tolerances in AS/NZS 1866:1997.

### The glazing pockets are deep allowing for flexibility of installation

For example, the 1 way post glazing pocket is 28mm deep.

### Captive wedge glazing system incorporated

Allows for increased speed of installation by requiring only the inner glass face to be manually glazed.

### Screw flutes in glazing posts

Screw flutes strategically incorporated into the glazing post enable a range of installation advantages such as being able to screw fix a handrail, screw-fix base plates for pool fencing installation & enable top caps to be pressed securely in place to name a few key advantages. The Australis system with screw flutes minimises need for welding. Pre-welded base plated posts are available for fast assembly.

### Standards Compliance for Pool Fencing and Balustrade

We have undertaken engineering review to ensure compliance to load considerations are satisfied.

### Genuine Interpon Powder used

Genuine Interpon powder is used with Interpon manufacturer warranties provided.

### ISO 9001 accredited industry leading extrusion manufacturing factory

These are guidelines that provide a comprehensive model for quality management systems with the objective to consistently produce top quality products.

### Interpon gold accredited Australian powder coat line

### Powder coat colours



**Satin Black**  
GN150A



**Monument Matt**  
GL229A



**Pearl White Gloss**  
GA078A

\* Mill finish also available

Interpon D1000  
Residential

**10 YEARS**  
**Bronze**  
GLOBAL  
WARRANTY





## EXTRUSION RANGE

DELUXE ONE WAY



DELUXE TWO WAY



90 DEGREE



135 DEGREE



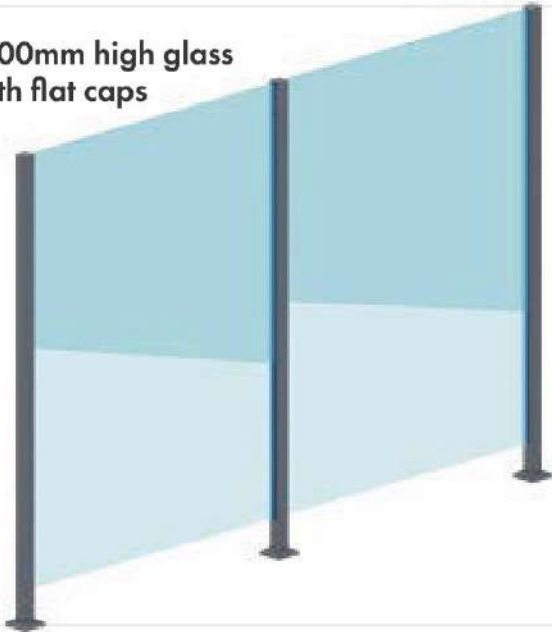
HALF POST



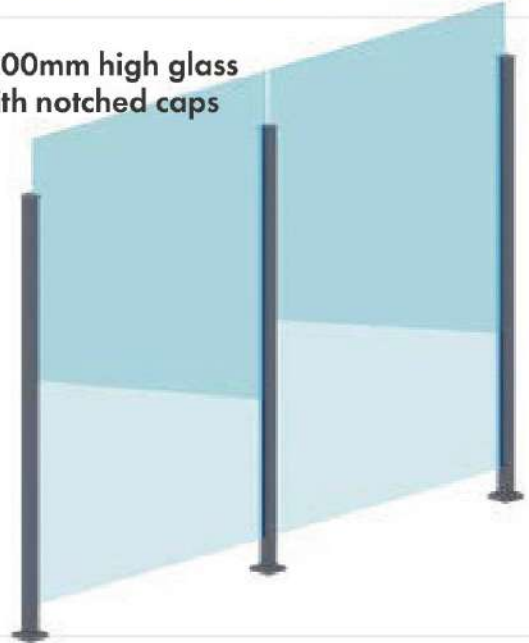
FULL POST



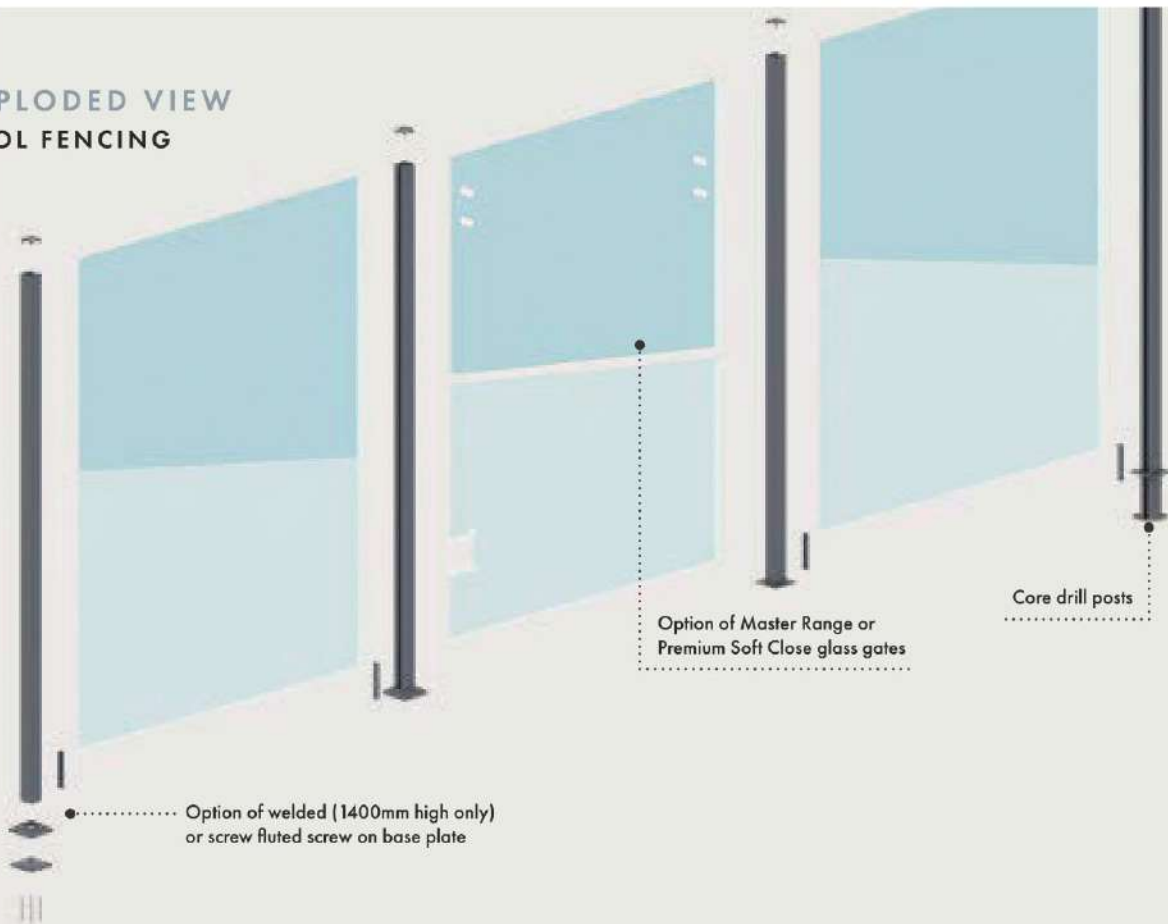
1200mm high glass  
with flat caps



1200mm high glass  
with notched caps

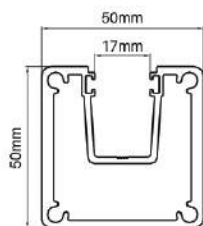


## EXPLODED VIEW POOL FENCING





## CORE DRILL POSTS



28mm glazing pocket depth

AP: 289  
PP: 200

### One way deluxe post

Order Code: A50-1400D-1W

A50-5800D-1W

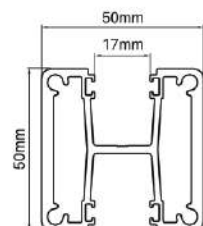
- One way extrusion profile in Alloy 6106 T6
- Features 2 x sides with 3.7mm wall thickness for maximum strength
- Suitable for 8, 10 or 12mm thick glass with applicable glazing rubbers
- Available lengths - 1400mm or 5800mm.
- 1400mm long includes top cap. For 5800mm long, top cap sold separately
- Features 4 x screw flutes in extrusion - ideal for press in top caps. Also, suits screw fixing of base plates
- $I_{xx} = 181.85 \times 10E3 \text{ mmE4}$ ;  $I_{yy} = 234.16 \times 10E3 \text{ mmE4}$

\*\* Monument only available in 5800mm long. Cut posts as required from long length.

#### Finishes —



BLACK MONUMENT MILL WHITE



24mm glazing pocket depth

AP: 329  
PP: 200

### Two way deluxe post

Order Code: A50-1400D-2W

A50-5800D-2W

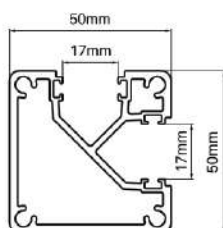
- Two way extrusion profile in Alloy 6106 T6
- Features 2 x sides with 3.7mm wall thickness for maximum strength
- Suitable for 8, 10 or 12mm thick glass with applicable glazing rubbers
- Available lengths - 1400mm or 5800mm.
- 1400mm long includes top cap. For 5800mm long, top cap sold separately
- Features 4 x screw flutes in extrusion - ideal for press in top caps. Also, suits screw fixing of base plates
- $I_{xx} = 172.95 \times 10E3 \text{ mmE4}$ ;  $I_{yy} = 243.88 \times 10E3 \text{ mmE4}$

\*\* Monument only available in 5800mm long. Cut posts as required from long length.

#### Finishes —



BLACK MONUMENT MILL WHITE



17mm glazing pocket depth

AP: 308  
PP: 200

### 90° corner post

Order Code: A50-1400-90

A50-5800-90

- 90 degree extrusion profile in Alloy 6106 T6 with 2.5mm wall thickness
- Suitable for 8, 10 or 12mm thick glass with applicable glazing rubbers
- Available lengths - 1400mm or 5800mm.
- 1400mm long includes top cap. For 5800mm long, top cap sold separately
- Features 4 x screw flutes in extrusion - ideal for press in top caps. Also, suits screw fixing of base plates
- $I_{xx} = 186.75 \times 10E3 \text{ mmE4}$ ;  $I_{yy} = 183.75 \times 10E3 \text{ mmE4}$

\*\* Monument only available in 5800mm long. Cut posts as required from long length.

#### Finishes —

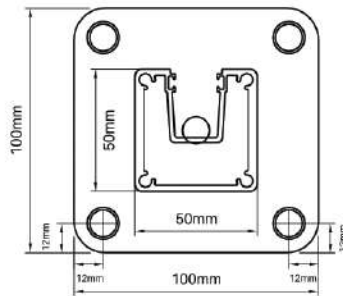


BLACK MONUMENT MILL WHITE



## BASE PLATED POSTS

### WELDED BASE PLATE



28mm glazing pocket depth

#### One way deluxe base plated post

Order Code: A50-1400D-1WBP

- One way extrusion profile in Alloy 6106 T6 with welded base plate
- 1400mm high with top cap included
- Features 2 x sides with 3.7mm wall thickness for maximum strength
- Suitable for 8, 10 or 12mm thick glass with applicable glazing rubbers
- If other heights required, consider screw fix base plate application

\*\*\* Monument finish not available with welded base plate. Use screw fix base plate option.  
Refer page 95

#### Finishes —



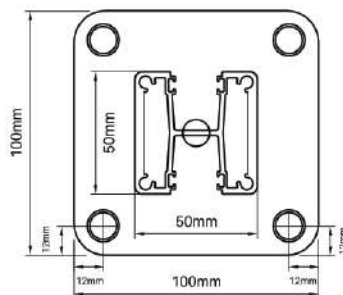
BLACK



MILL



WHITE



24mm glazing pocket depth

#### Two way deluxe base plated post

Order Code: A50-1400D-2WBP

- Two way extrusion profile in Alloy 6106 T6 with welded base plate
- 1400mm high with top cap included
- Features 2 x sides with 3.7mm wall thickness for maximum strength
- Suitable for 8, 10 or 12mm thick glass with applicable glazing rubbers
- If other heights required, consider screw fix base plate application

\*\*\* Monument finish not available with welded base plate. Use screw fix base plate option.  
Refer page 95

#### Finishes —



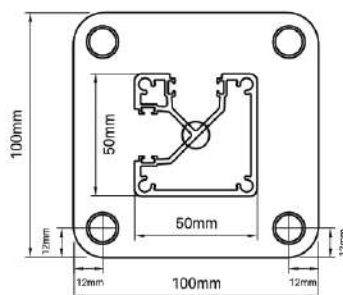
BLACK



MILL



WHITE



17mm glazing pocket depth

#### 90° corner base plated post

Order Code: A50-1400-90BP

- Two way extrusion profile in Alloy 6106 T6 with welded base plate
- 1400mm high with top cap included
- Suitable for 8, 10 or 12mm thick glass with applicable glazing rubbers
- If other heights required, consider screw fix base plate application

\*\*\* Monument finish not available with welded base plate. Use screw fix base plate option.  
Refer page 95

#### Finishes —



BLACK



MILL

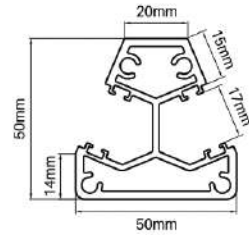


WHITE





## AUSTRALIS EXTRUSIONS



16mm glazing pocket depth

AP: 293  
PP: 132

### 135° corner post

Order Code: A50-5800-135

- 135 degree extrusion profile in Alloy 6005A T6 with 2.5mm wall thickness
- Suitable for 8, 10 or 12mm thick glass with applicable glazing rubbers
- Only available 5800mm long. Cut to required post length.
- For base plated posts, screw fix base plates available - refer page 95
- Top cap sold separately

#### Finishes —



BLACK



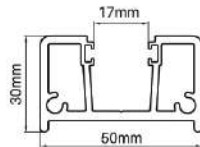
MONUMENT



MILL



WHITE



23.5mm glazing pocket depth

### Half post

Order Code:

A50-1400-HALF (1400mm high)

A50-5800-HALF (5800mm high)

- Alloy 6005A - 2.5mm wall thickness
- Suitable for 8mm, 10mm or 12mm thick glass
- 1400mm or 5800mm high
- (Aluminium top cap included with all posts except 5800mm high)
- \* Monument colour only available 5800mm long

#### Finishes —



BLACK



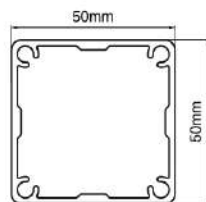
MONUMENT



MILL



WHITE



### Full post

Order Code:

XP-2400-FP (2400mm high)

XP-6000-FP (6000mm high)

- Alloy 6063 - Temper: T6
- 1.8mm wall thickness with 3mm ribs
- Screw flutes to screw on base plate if required
- No glazing pocket in post
- 2400mm or 6000mm high
- (Aluminium top cap included with 2400mm high post)

#### Finishes —



BLACK



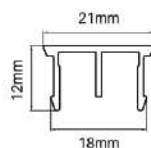
MONUMENT



MILL



WHITE



### Post infill

Order Code:

A50-1400-INF (1400mm high)

A50-2800-INF (2800mm high)

- Alloy 6063 - Temper: T6
- Infill suits all Australis glazing posts
- Snap-in infill to set start point of glass height
- 1400mm or 2800mm high
- \* Monument colour only available 1400mm long

#### Finishes —



BLACK



MONUMENT



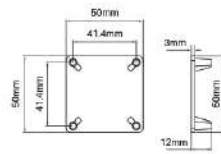
MILL



WHITE



## AUSTRALIS ACCESSORIES

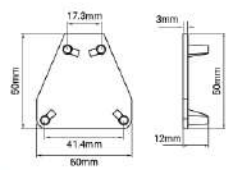


### Flat top plate

Order Code: **XP-TP**

- Aluminium flat top plate presses into post screw flutes for secure fixing with a flush fit
- Posts come with free top plate included (excluding 5800mm) – only purchase if extra top plates needed

Finishes —

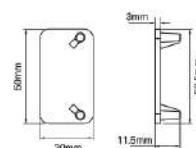


### Flat top plate – 135° post

Order Code: **A50-TP-135**

- Aluminium flat top plate presses into post screw flutes for secure fixing with a flush fit – suits 135° post

Finishes —

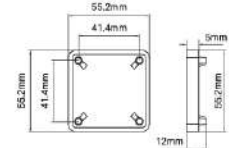


### Flat top plate – half post

Order Code: **A50-TP-HALF**

- Aluminium flat top plate presses into post screw flutes for secure fixing with a flush fit – suits half post
- Posts come with free top plate included (excluding 5800mm) – only purchase if extra top plates needed

Finishes —

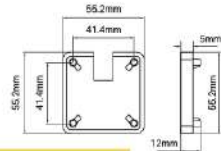


### Flat top plate with extended lip

Order Code: **A50-TP-L**

- Aluminium flat top plate presses into post screw flutes for secure fixing
- 5mm extended lip to hide any cut marks on top edge of post

Finishes —



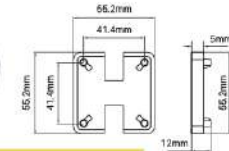
19mm deep x 14mm wide glazing pocket

### Offset one way notched cap – extended lip

Order Code: **A50-OFF-1WC**

- Aluminium cap presses into post screw flutes for secure fixing
- Allows glass to extend past top of post
- 5mm lip covers any rough post cut marks

Finishes —



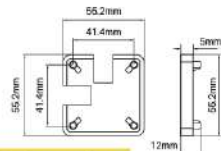
19mm deep x 14mm wide glazing pocket

### Offset two way notched cap – extended lip

Order Code: **A50-OFF-2WC**

- Aluminium cap presses into post screw flutes for secure fixing
- Allows glass to extend past top of post
- 5mm lip covers any rough post cut marks

Finishes —



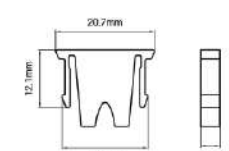
14mm deep x 14mm wide glazing pocket

### Offset 90° notched cap – extended lip

Order Code: **A50-OFF-90C**

- Aluminium cap presses into post screw flutes for secure fixing
- Allows glass to extend past top of post
- 5mm lip covers any rough post cut marks

Finishes —



### Sitting blocks – Pack of 20

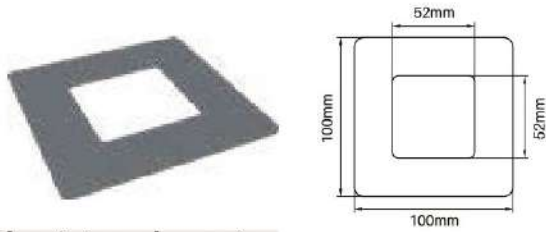
Order Code: **A50-SB-20PK**

- Separates bottom edge of glass from aluminium infill
- 4mm thick – pack of 20
- Simply push into glazing pocket





## AUSTRALIS ACCESSORIES



### Aluminium dress ring

Order Code: **XP-DR**

- Suits 1 way, 2 way, 90° and full core drill posts

Finishes —

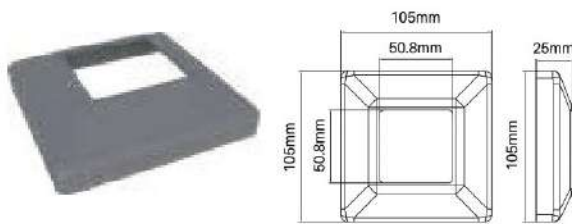


### Aluminium 135° dress ring

Order Code: **A50-135DR**

- Suits 135° core drill posts

Finishes —

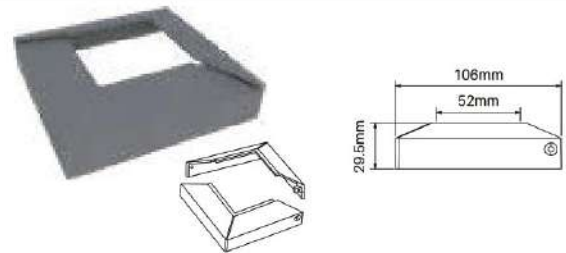


### Domical cover

Order Code: **A50-DC**

- Alloy ADC12
- Suits all base plated posts

Finishes —



### Two part domical cover

Order Code: **XP-DC-2P**

- Alloy ADC12 – Suits all base plated posts
- Can be fitted to posts after glass is installed – Discreet screws fixes two parts together around post and base plate

Finishes —



### CSK 50mm long square drive

Order Code: **CSK-12GX50-50PK**


- 12G x 50mm long – SS304 – Phillips #3 head
- Pack of 50
- Use to affix base plate to posts if not using welded on base plates



### Driver bit

Order Code: **DB-PH3**

- Suits Phillips #3 screw head
- S2 tool steel
- 50mm long



Images & drawings are not to scale

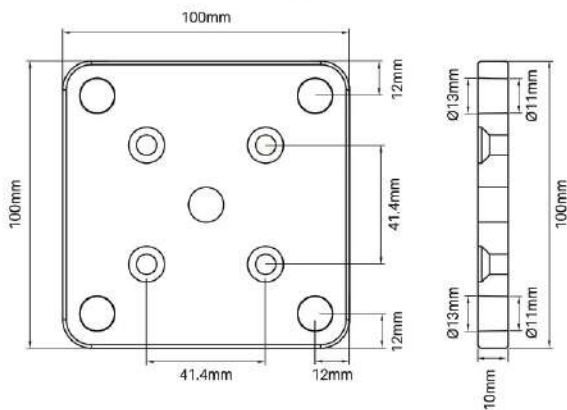




## AUSTRALIS ACCESSORIES



Suits full, 1 way, 2 way & 90° posts



### Aluminium base plate set

Order Code: **XP-BP-SET**

- Simply screw base plate onto core drill post
- Australis post extrusion specially designed with screw flutes
- 4x 12G x 50mm long CSK screws included in set
- Suitable for pool fencing load requirements



Screws included

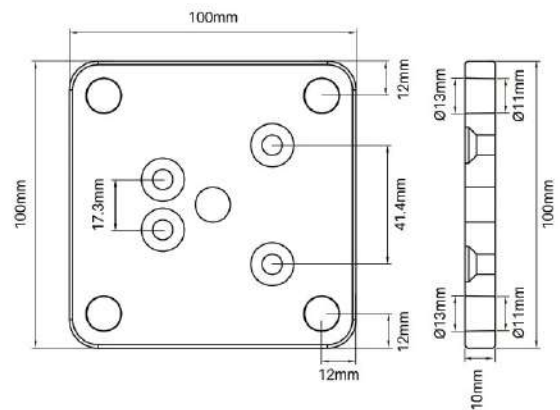
Finishes —



BLACK MONUMENT MILL WHITE



Suits 135° posts



### Aluminium 135° base plate (only)

Order Code: **A50-135BP**

- Simply screw base plate onto 135° core drill post
- Use 4x 12G x 50mm long CSK square drive screws (sold separately: **CSK-12GX50-50PK**)
- Suitable for pool fencing load requirements




Screws sold separately

Finishes —



BLACK MONUMENT MILL WHITE

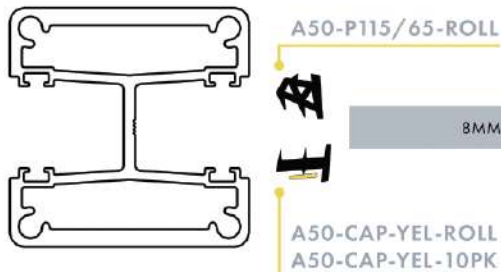


Images & drawings are not to scale



## GLAZING RUBBER

### 8MM GLASS PANELS P115/65 & YELLOW CAPTIVE



#### P115/65 glazing rubber

Order Code: **A50-P115/65-ROLL** (100m roll)

- Rubber glazed into 1 side of post extrusion pocket and/or glazing rail (opposite side to captive wedge rubber)
- Suits 8mm glass with Australis series

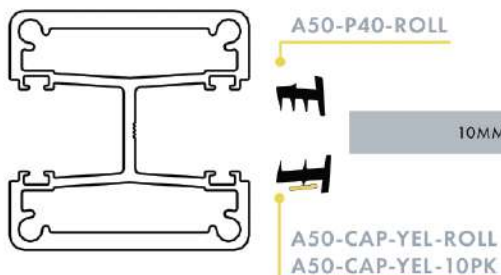
#### Yellow captive glazing rubber

Order Codes: **A50-CAP-YEL-ROLL** (100m roll)

**A50-CAP-YEL-10PK** (10 pack – 1300m lengths)

- Captive wedge rubber inserted into 1 side of post extrusion pocket and/or glazing rail
- Suits 8mm, 10mm or 12mm glass with Australis series

### 10MM GLASS PANELS P40 & YELLOW CAPTIVE



#### P40 glazing rubber

Order Codes: **A50-P40-ROLL** (100m roll)

- Rubber glazed into 1 side of post extrusion pocket and/or glazing rail (opposite side to captive wedge rubber)
- Suits 10mm glass with Australis series

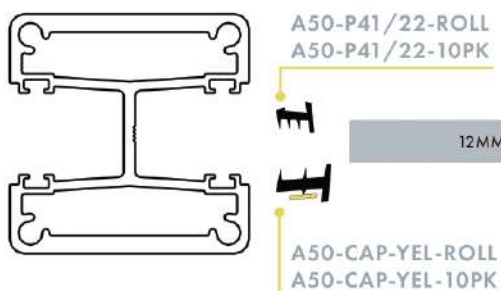
#### Yellow captive glazing rubber

Order Codes: **A50-CAP-YEL-ROLL** (100m roll)

**A50-CAP-YEL-10PK** (10 pack – 1300m lengths)

- Captive wedge rubber inserted into 1 side of post extrusion pocket and/or glazing rail
- Suits 8mm, 10mm or 12mm glass with Australis series

### 12MM GLASS PANELS P41/22 & YELLOW CAPTIVE



#### P41/22 glazing rubber

Order Code: **A50-P41/22-ROLL** (100m roll)

**A50-P41/22-10PK** (10 pack – 1300m lengths)

- Rubber glazed into 1 side of post extrusion pocket and/or glazing rail (opposite side to captive wedge rubber)
- Suits 12mm glass with Australis series

#### Yellow captive glazing rubber

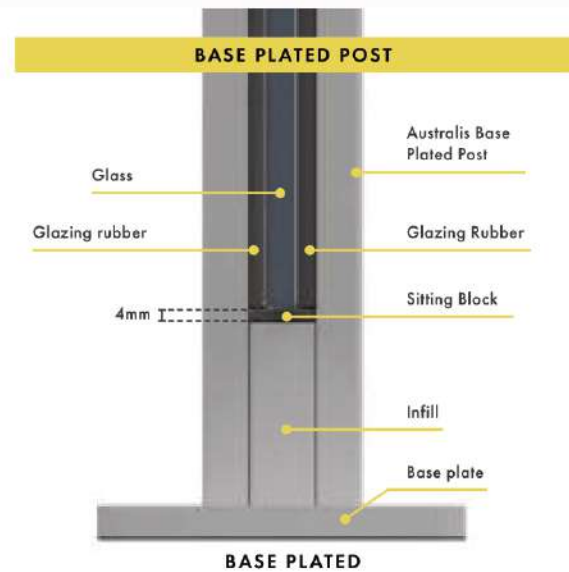
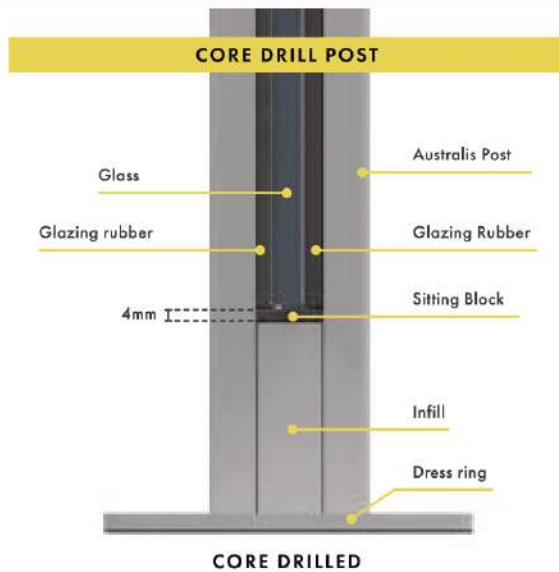
Order Codes: **A50-CAP-YEL-ROLL** (100m roll)

**A50-CAP-YEL-10PK** (10 pack – 1300m lengths)

- Captive wedge rubber inserted into 1 side of post extrusion pocket and/or glazing rail
- Suits 8mm, 10mm or 12mm glass with Australis series



## INFILL & SITTING BLOCK PLACEMENT



## GATE INSTALL TIPS

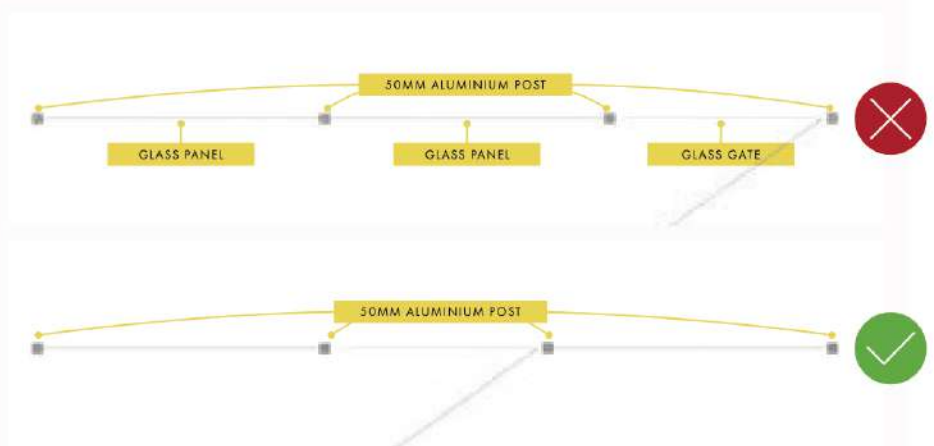
### GATE HINGED FROM STAND ALONE POINT

Due to the weight of the glass gate it is not recommended for a gate to be hinged from a stand alone aluminium post. A glass panel at least 400mm wide is recommended to be attached to the hinge post to give the post the support it needs.

Alternatively, use a stainless steel heavy duty post for a stand alone gate post installation.

Refer pages 72-73

## ALUMINIUM SQUARE POSTS



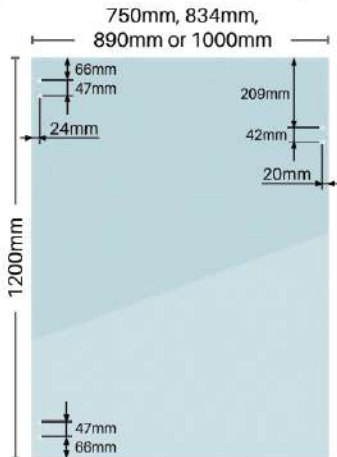




## GATE HARDWARE GUIDE MASTER RANGE

Follow this simple guide on the configurations that can be achieved with each of the Master Range glass gates and hardware for semi-frameless installations.

### A Select Master Range gate required




- 8mm thick clear toughened
- 2mm radius corners
- Suits master range hinges & latches
- Suits Polaris 155 series hinges
- 6x Ø10mm holes

Order Code	Perth Order Code	Sqm	Weight
08SLG-0750	C08SLG-0750	0.90	18kg
08SLG-0834	C08SLG-0834	1.00	20kg
08SLG-0890	C08SLG-0890	1.07	21kg
08SLG-1000	C08SLG-1000	1.20	24kg

### B Select Master Range latch kit & hinge required (Refer to pages 60-65 for order codes & specs)



**D&D side pull latch kit**  
Z striker  
Black  
LOCKABLE  
MR-SFLSL-B



**Master range glass to sq. post/wall latch kit**  
SS316 & polymer  
Polish, satin or matt black finish  
MR-WGL-P/S/B



**Master range glass to sq. post/wall latch kit**  
SS316  
Polish or satin finish  
MR-WGLSS-P/S

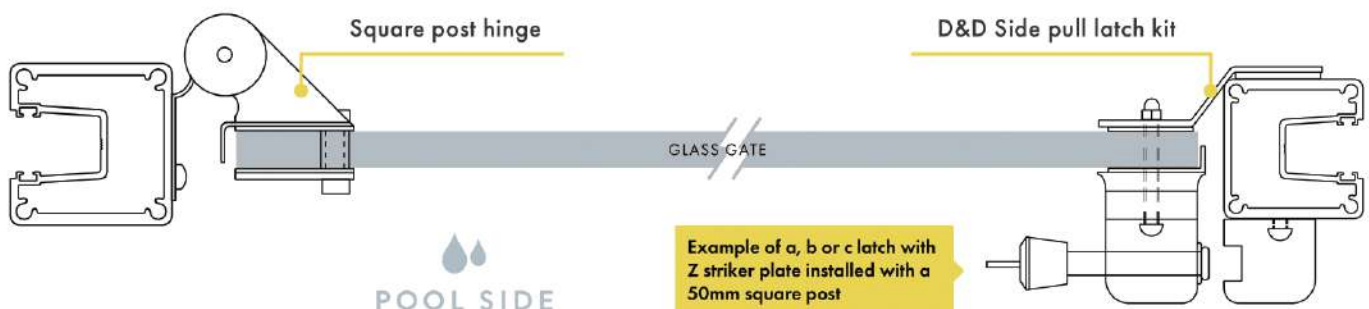


**Master range square post hinge set**  
Set of 2 hinges  
MR-SPH-P/S/B



**Polaris 155 Series**  
Set of 2 hinges  
Polish, satin or matt black finish  
PSC-S155-W-P/S/B

## Typical Master Range gate layout Hinge and latch configuration





## GATE LAYOUTS MASTER RANGE

### Hinge options



**Master range  
square post hinge set**  
Set of 2  
MR-SPH-P/S/B



**Polaris 155 Series  
square post hinge set**  
Set of 2  
PSC-S155-W-P/S/B

### 50mm square post to 50mm square post



### Latch options

a b c

**Master Range Latch Kits**  
Refer to pages 63 or 65 for specs.

### Hinge options

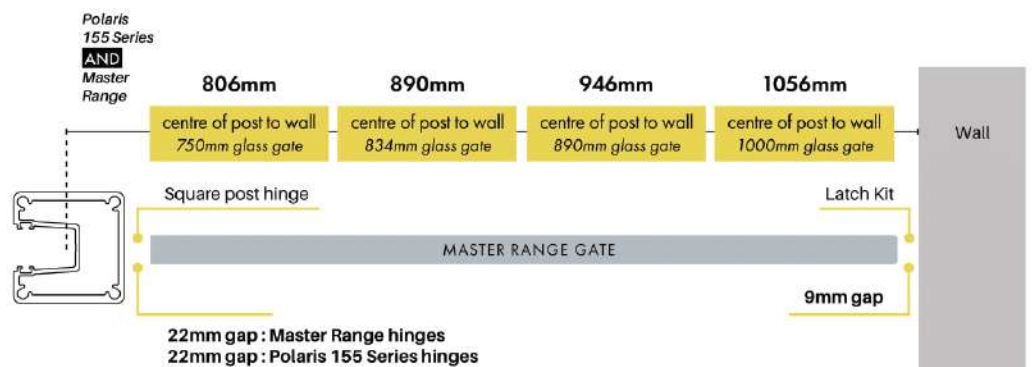


**Master range  
square post hinge set**  
Set of 2  
MR-SPH-P/S/B



**Polaris 155 Series  
square post hinge set**  
Set of 2  
PSC-S155-W-P/S/B

### 50mm square post to wall latching to wall



### Latch options

b c

**Master Range Latch Kits**  
Refer to page 63 for specs.

### Hinge options



**Master range  
square post hinge set**  
Set of 2  
MR-SPH-P/S/B



**Polaris 155 Series  
square post hinge set**  
Set of 2  
PSC-S155-W-P/S/B

### Wall to 50mm square post latching to post



### Latch options

a b c

**Master Range Latch Kits**  
Refer to pages 63 and 65 for specs.





# PREMIUM PERF

A NEW, EASY 'NO MAINTENANCE' FENCING SOLUTION.  
POOL SAFE AND A MODERN ALTERNATIVE TO  
FRAMELESS GLASS AND TUBULAR FENCING!

CONTACT  
US FOR A  
CATALOGUE



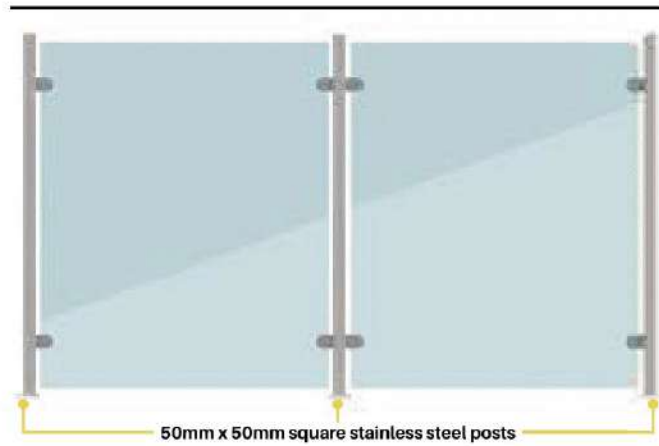




## SQ50 & MOD50 SERIES

Stainless steel posts with D clamps are a stylish look for any pool fence. We can provide round or square stainless steel 316 posts with D clamps and accessories to achieve desired configurations.

**SQ50 square**



**MOD50 round**





## SQ50 POST RANGE

### SQ50 range 50x50mm posts

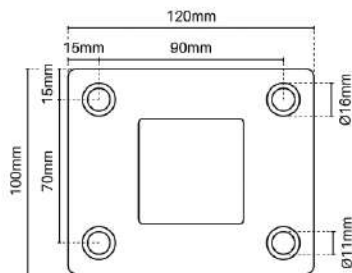
SS316 – Polish, satin or matt black finish

Codes: **SQ50-1300-HDBP-P/S/B** (Base plated)

**SQ50-1400-HD-P/S/B** (Core drill)

**SQ50-5800S-5050-P/S** (Core drill)

- Core drill posts – 1400mm H / Base plated posts – 1300mm H
- Also available 5800mm long (polish & satin)
- 2mm wall thickness
- Ideal post for fixing of D-clamps
- Top cap and domical cover included with base plated 1300mmH post – top cap also included with 1400mm core drill post



1300mm long base plated

1400mm or 5800mm long

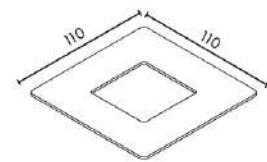
**HEAVY DUTY SQUARE POST**  
2mm wall thickness

### SQ50 flat dress ring

SS316

Order Code: **SQ50-DR-P/S/B**

- Dress ring suits 50.8 x 50.8mm square posts
- 110 x 110mm outer dimensions

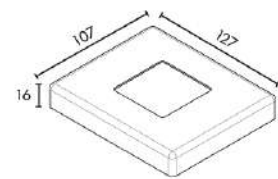


### SQ50 domical cover

SS316

Order Code: **SQ50-DC-P/S/B**

- Domical cover for base plated posts
- 16mm high cover

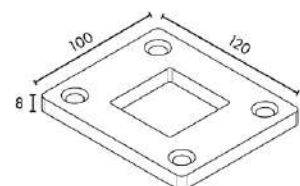


### SQ50 base plate

SS316

Order Code: **SQ50-BP-P/S**

- 8mm thick base plate
- Weld on base plate suits SQ50 post







## SQ50 ACCESSORIES



### Oblong flange

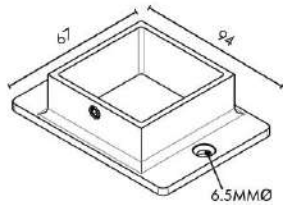
SS316

Code: **SQ50-OBP-P/S**

- Use as a wall plate
- 25mm deep throat gives flexibility for install
- Internal grub screws hold square tube in place or mechanically fix/weld oblong flange to tube



POLISH SATIN



### Top cap

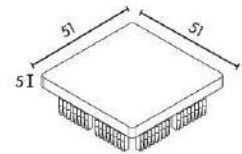
SS316

Code: **SQ50-HDTC-P/S/B**

- Finish a post with the matching top cap
- Epoxy, weld or rivet cap to post



POLISH SATIN MATT BLACK

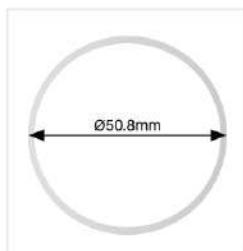








## MOD50 ROUND POSTS



### Ø50.8mm MOD50 posts & tube

SS316L – various lengths

#### Polish finish

Order Code: MOD50-1000-BP-P (Polish – Base plated)

MOD50-1300-BPSET-P (Polish – Base plated)

MOD50-1400-P (Polish – Core drill)

MOD50-5800C-50D-P (Polish – Core drill)

- Welded base plated posts available in 1000mm and 1300mm high
- Core drill posts available in 1400mm and 5800mm high
- 1.5mm wall thickness
- Stainless steel 316L – low carbon stainless steel

**HEAVY DUTY**



### MOD50 heavy duty posts – Ø50.8mm

SS316L – 2.7mm wall thickness – various lengths

#### Polish finish

Order Code: MOD50-1300-BPSET-P (Polish – Base plated)

MOD50-1400-HD-P (Polish – Core drill)

- Welded base plated posts available in 1300mm high
- Core drill posts available in 1400mm & 2800mm high
- Heavy duty 2.7mm wall thickness
- Stainless steel 316L – low carbon stainless steel



**Ideal for hanging stand alone gates**

Refer to the balustrade systems catalogue for a full list of modular fittings to suit Ø50.8mm stainless tube





## MOD50 COMPONENTS

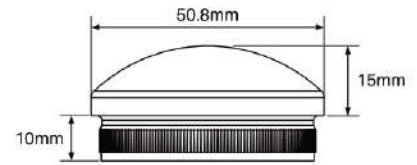
### MOD50 domed end cap

SS316

**Polish finish**

Order Code: **MOD50-ECD-P (Polish)**

- Domed end cap – easy to use tap-in fitting
- Suits 1.5mm wall thickness MOD50 tube/posts
- Epoxy glue, weld or rivet tube for joining strength




### MOD50 flat end cap

SS316

**Polish finish**

Order Code: **MOD50-ECF-P (Polish)**

- Flat end cap – easy to use tap-in fitting
- Suits 1.5mm wall thickness MOD50 tube/posts
- Epoxy glue, weld or rivet tube for joining strength




### MOD50 heavy duty top cap

SS316

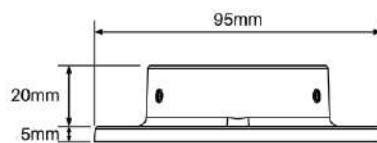
**Polish finish**

Order Code: **MOD50-HDTC-P (Polish)**

- Top cap to suit 50.8mm tube with 2.7mm wall thickness
- Suits MOD50 heavy duty posts
- Epoxy glue, weld or rivet tube for joining strength



Suits heavy duty posts (2.7mm thick wall)



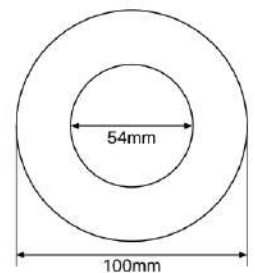
### MOD50 base plate flange

SS316

**Polish finish**

Order Code: **MOD50-BPF-R-P (Polish)**

- Round external fitting flange
- 3x Ø6.5mm holes (with 3x Ø11mm CSK holes on top)
- Suits MOD50 posts
- Weld or drill/tap tube for joining strength



### MOD50 dress ring

SS316

**Polish finish**

Order Code: **MOD50-DR-P (Polish)**

- Suits MOD50 posts
- Ø54mm inner opening, Ø100mm outer





## MOD50 COMPONENTS



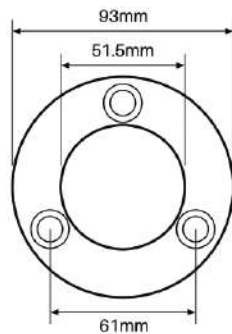
### MOD50 base plate

SS316

Polish finish

Order Code: **MOD50-BP-P (Polish)**

- Round base plate – Ø93mm outer
- 3x Ø11mm holes  
(with 3x Ø16mm CSK holes on top)
- 8mm thick
- Suits welding to MOD50 posts

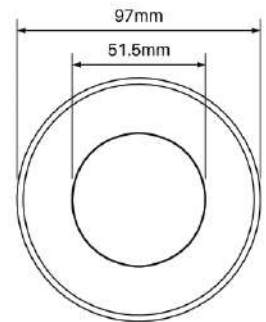


### MOD50 domical cover

SS316

Polish finish

Order Code: **MOD50-DC-P (Polish)**



### M8 blind rivet nut

SOLD INDIVIDUALLY

Order Code: **MOD-M8-BRN**

- SS304
- Threaded inserts for affixing D clamps to posts with 0.5mm to 3mm wall thicknesses
- Insert & crimp using hand rivet nut tool



### M8 x 20 cap screw

SOLD INDIVIDUALLY

Order Code: **MOD-M8-CS**

- SS304
- Use with blind rivet nut to affix glass clamp to post



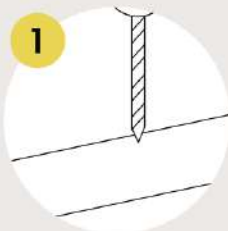
### Rivet nut hand tool

HAND OPERATED

Order Code: **RIV-TOOL**

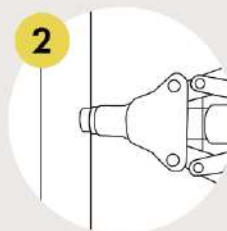
- Allows quick insertion of stainless rivet nuts into posts
- Push/pull rod for quick thread insert and release
- Includes M4, M5, M6, M8 & M10 mandrel set
- Adjustable stroke for different wall thickness on posts (0.5mm to 3mm)
- Spare M8 mandrel also available – Sold separately

## Install guide for D clamps



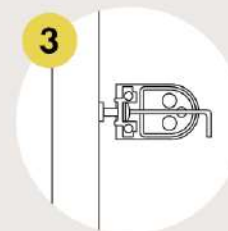
### Drill hole in post

Mark out & drill holes to suit diameter of blind rivet nut



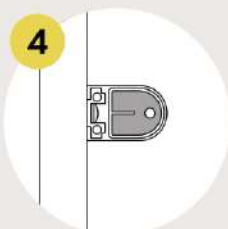
### Install the blind rivet nut

Using the rivet hand tool



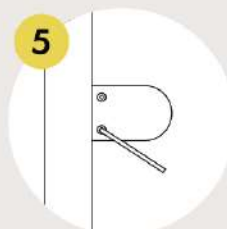
### Install the D clamp onto post

Screw the cap head screw into the blind rivet nut through D clamp



### Insert rubber gaskets

Place the rubber gaskets onto both halves of the D clamp



### Insert glass & tighten

Place glass into position and tighten the second half of D clamp





## SLOT 50 ROUND POSTS

For a stylish look, slotted round Ø50.8mm stainless steel 316 posts allow 10mm or 12mm glass to be seamlessly held in place with silicone (wet glazed). Stainless steel posts are sold in long lengths requiring cutting to required length prior to install.



### One way slotted post

SS316L HIGH POLISH

**Polish finish**

Order Code:

SLOT50-5800-1W-P (Polish)

- 5800mm long
- 1.5mm wall thickness
- Ø50.8mm post with 15x15mm glazing channel
- Suits 10mm or 12mm glass (adhere with silicone)



### Two way slotted post

SS316L HIGH POLISH

**Polish finish**

Order Code:

SLOT50-5800-2W-P (Polish)

- 5800mm long
- 1.5mm wall thickness
- Ø50.8mm post with 15x15mm glazing channels
- Suits 10mm or 12mm glass (adhere with silicone)



### 90° slotted post

SS316L HIGH POLISH

**Polish finish**

Order Code:

SLOT50-2900-90-P (Polish)

- 2900mm long
- 1.5mm wall thickness
- Ø50.8mm post with 15x15mm glazing channels
- Suits 10mm or 12mm glass (adhere with silicone)



### ALSO AVAILABLE



50.8mm round tube  
SS316 – 5800mm long  
1.5mm wall thickness

Order code:  
**MOD50-5800C-50D-P**



## SLOT 50 COMPONENTS

### Infill

SS316L HIGH POLISH

**Polish finish**

Order Code: **SLOT50-2000-INF-P (Polish)**

- 2000mm long - 1.5mm wall thickness
- Fits into glazing pocket - ensure sitting block is placed between glass and infill to avoid damaging glass
- Cut to required height - Epoxy or grout in infill



#### NOTE:

Dress ring to be installed to post before infill is added as the infill protrudes slightly beyond post diameter



### Sitting block

**Black nylon – Pack of 20**

Order Code: **A50-SB-20PK**

- 4mm thick
- Use as a separator between glass and stainless steel infill
- Pack of 20



### Top cap

SS316L HIGH POLISH

**Polish finish**

Order Code: **SLOT50-EC-P (Polish)**

- Suits 1 way, 2 way & 90° posts
- Adhere with epoxy or rivet



15mm deep x  
15mm wide notch

### One way notched top cap

SS316L HIGH POLISH

**Polish finish**

Order Code: **SLOT50-C1W-P (Polish)**

- Suits 1 way slotted post
- Allows glass to extend past top of post
- Adhere with epoxy or rivet



15mm deep x  
15mm wide notch

### Two way notched top cap

SS316 L HIGH POLISH

**Polish finish**

Order Code: **SLOT50-C2W-P (Polish)**

- Suits 2 way slotted post
- Allows glass to extend past top of post
- Adhere with epoxy or rivet



15mm deep x  
15mm wide notch

### 90° notched top cap

SS316L HIGH POLISH

**Polish finish**

Order Code: **SLOT50-C90-P (Polish)**

- Suits 90° slotted post
- Allows glass to extend past top of post
- Adhere with epoxy or rivet



**Weld  
application**

### Flanged base plate

SS316L HIGH POLISH

**Polish finish**

Order Code: **MOD50-BPF-R-P (Polish)**

- External fitting base plate
- 3x Ø6.5mm CSK holes (Ø11mm outer)
- Can also be used as a wall plate



### Dress ring

SS316L HIGH POLISH

**Polish finish**

Order Code: **SLOT50-DR90-P (Polish)**

- Suits all Slot50 posts
- Ø100mm outer - Ø54mm inner



### Bostik V60 silicone

Order Code: **FB-V60**

- Translucent
- Architectural grade high performance glazing silicone
- Neutral cure sealant specially formulated; skins quickly & provides long term performance
- Seals water tight - UV weather resistant
- Excellent adhesion & flexibility



### Soudal Epofix 82A

24ml

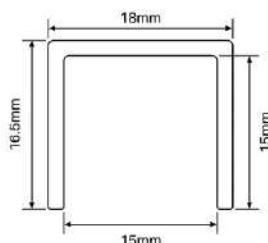

Order Code: **SOUD-EPOFIX**

- 24mL bottle - easy to use dual cartridge
- Translucent fast curing 2 part epoxy
- Very strong bonding of many types of materials. Including metal, wood, glass and plastics





## EXTRAS & ACCESSORIES



### 18x16.5mm Summit capping rail

SS316L – 3000mm long

**Polish or satin finish**

Order Code: **STG-U3000-1515-P (Polish)**

**STG-U3000-1515-S (Satin)**

- 15x15mm glazing pocket
- Ideal for capping on top of glass to protect top edge or to brace panels together
- Adhere rail to glass with glazing silicone
- Not balustrade compliant

## GLASS & STAINLESS STEEL CARE



### Enduroshield glass treatment

125ml or 500ml bottle

Order Code: **ENDURO-GC-125 (125ml)**

**ENDURO-GC-500 (500ml)**

- Covers up to 8sqm with 125ml bottle or up to 32sqm with 500ml bottle
- Water and oil repellent
- One application lasts 3+ years
- Kit includes pre-cleaner product & surface treatment
- Cuts cleaning time by up to 90%

**Kit includes:**

125ml or 500ml Enduroshield glass home surface treatment

EnduroClean pre-cleaner

Fine steel wool

Polishing cloth

Step by step instructions

3 year limited warranty



### Enduroshield stainless steel protective coating

60mL bottle

Order Code: **ENDURO-SSC-60**

- Internal surfaces: Covers up to 4sqm
- External surfaces: Covers up to 2sqm (2 coats required)
- Water and oil repellent
- One application lasts 3+ years
- Kit includes pre-cleaner product & surface treatment
- Cuts cleaning time by up to 90%

**Kit includes:**

60mL Enduroshield protective coating

125mL EnduroClean pre-cleaner

Microfiber cloth

Polishing cloth

Step by step instructions

3 year limited warranty



### Enduroshield stainless steel restore

500mL bottle

Order Code: **ENDURO-SSRES**

- Specially formulated to remove corrosion and tea staining
- Prepares surface for Enduroshield protective coating
- Apply either directly to the stainless surface or to a damp cloth and wipe over surface with cloth
- Ensure application is with the grain of the stainless steel, not against it



## EXTRAS & ACCESSORIES



### Polaris grout

10kg bag  
Order Code: **GROUT-POL-10KG**  
• Non shrink grout  
• Rapid setting  
• Aggregate free



### Bostik HES grout

20kg bag  
Order Code: **GROUT-BOS**  
• Non shrink grout



### Sika HES grout

20kg bag  
Order Code: **GROUT-SIKA**  
• Non shrink grout



### Rapid set concrete

20kg bag  
Order Code: **GROUT-RSC**



Perth only

### KWIKSET concrete

20kg bag  
Order Code: **GROUT-KWIKSET**



### Ultraloc Threadlocker 3242 compound

10ML BOTTLE  
• Medium strength removable grade threadlocking compound for metal screws, nuts and fasteners from 6mm to 20mm in diameter  
Order Code: **ULTRALOC-3242**



### Vinyl wedge roller

• Ideal for rolling wedge rubber  
Order Code: **VROLLER**



### Quick grip gloves

• One size fits all  
• Pair of gloves  
Order Code: **GLOVE**  
\*Not to be used in wet conditions



### CPR sign

• Genuine Royal Life Saving QLD resuscitation chart  
• Plastic coated  
Order Code: **CPR**




### Bostik V60 Clear glazing silicone

300g  
Order Code: **FB-V60**  
• Translucent  
• Architectural grade high performance glazing silicone  
• Neutral cure sealant  
• Excellent adhesion and flexibility  
• Seals water tight – UV and weather resistant  
• 25 year manufacturer's guarantee against cracking and crumbling when used in standard conditions and applications\*  
• Compatible substrates glass, steel, timber, concrete, ceramic, fiberglass, aluminium (powder coated surfaces are limited)



### Soudal Epofix 82A

24ml  
Order Code: **SOUD-EPOFIX**  
• 24mL bottle – easy to use dual cartridge  
• Translucent fast curing 2 part epoxy  
• Very strong bonding of many types of materials. Including metal, wood, glass and plastics



### Silicone Spatula

Medium flexibility  
Order Code: **P-SS**

• Handy tool for glazing panels with silicone  
• Made from thermoplastic polyurethane – good elasticity and resistant to oils, grease & abrasion  
• One corner features radius (R4) for neat silicone finishing





## EXTRAS & ACCESSORIES



### Soudal silicone

**TRANSLUCENT – 300mL**

Order Code: **SOD-KBS-TRANS**

- Translucent finish
- High quality, neutral cure silicone
- Easy to smooth & finish
- For sealing, waterproofing and bonding applications
- Contains mould & mildew inhibitors
- Colourfast and UV resistant
- Strong adhesion to glass, tile, ceramics, aluminium, metals (including powder-coated & anodised), painted surfaces, fibreglass, stainless steel
- Use standard caulking gun



### Soudal silicone

**WHITE – 300mL**

Order Code: **SOD-KBS-W**

- White finish
- High quality, neutral cure silicone
- Easy to smooth & finish
- For sealing, waterproofing and bonding applications
- Contains mould & mildew inhibitors
- Colourfast and UV resistant
- Strong adhesion to glass, tile, ceramics, aluminium, metals (including powder-coated & anodised), painted surfaces, fibreglass, stainless steel
- Use standard caulking gun



### Soudal all purpose silicone

**300mL**

Order Code: **SOD-APS-B**

- Black finish
- High quality, neutral cure silicone
- Ultimate all rounder silicone (roof/gutter, kitchen/bathroom, glass/glazing)
- Sealing, waterproofing & bonding applications
- Strong adhesion to ceramics, glass, aluminium (including powder coated & anodised), PVC, stainless steel, zinc & galvanised coated surfaces, timber, concrete, fibreglass, laminate, painted surfaces, etc
- UV resistant with very good mould resistance (biocide with fungicidal action)
- Water potable & food safe
- Use standard caulking gun



### Soudafix CA1400 Chemical anchor

**280mL**

Order Code: **SOD-CA1400**

- High performance, two-component chemical anchoring resin for the pressure-free securing of anchoring rods, studs, threaded collars etc
- Easy to use and apply
- Fast cure (20°C=45min full cure; 30°C=25min full cure)
- Vinyl ester styrene free
- Can be used in damp concrete
- Apply with standard caulking gun



### Soudal heavy duty cartridge gun

Order Code: **SOD-GUN**

- Heavy duty, steel trade quality cartridge gun
- Geared ratio 18:1 for smooth operation and easy application
- Dripless system feature automatically releases pressure to reduce mess/waste
- Suits 300ml silicone cartridges and 280ml chemical anchor



### Scaffold planks

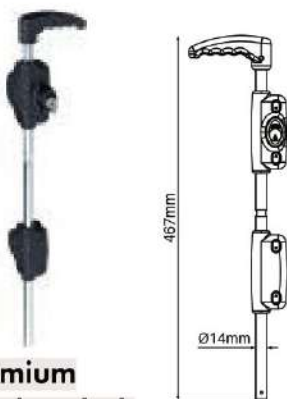
**227MM WIDE**

Order Code: **SCAF-3000 (3m)**

**SCAF-4000 (4m)**

**SCAF-6000 (6m)**

- Lightweight, durable aluminium planks
- Hardwearing rubber on top and bottom
- Knurled aluminium for extra grip
- Australian standards compliant and tested



### D&D Premium lockable drop bolt

**Black finish**

Order Code: **LB-PL**

D&D code: **LL118BX-LA**

- 316 marine-grade stainless steel drop-rod
- Tough polymer-housing mounting system
- 6-pin lock (rekeyable to match doors & gate locks)



### D&D Padlockable drop bolt

**Black finish**

Order Code: **QB124**

D&D code: **QB124**

- Powder coated black, stainless steel drop-bolt
- Padlockable (\*Padlock not included)
- Tough, moulded polymer mounting system



### 300mm drop bolt

**Black or zinc plated finish**

Order Code: **SS-0300DB-B/ZP**

- Ideal for driveway gates
- Cost effective drop bolt
- Easy to install

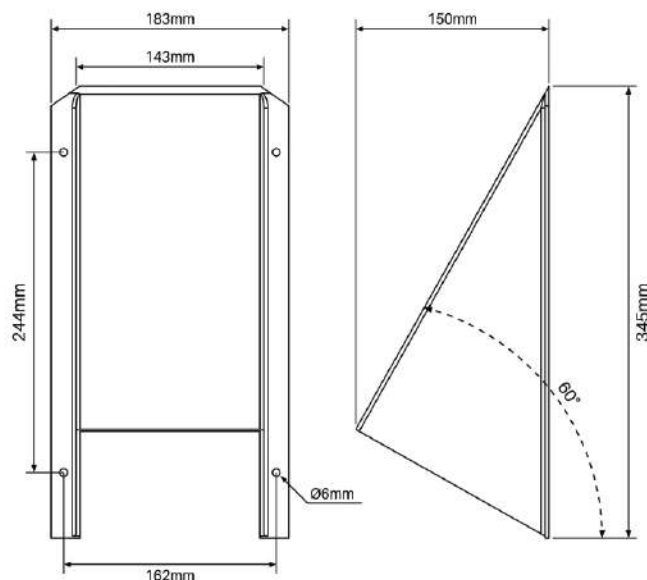




## EXTRAS & ACCESSORIES



TAP COVER SPECIFICATION



### Toe hold prevention covers

#### THERMOPLASTIC

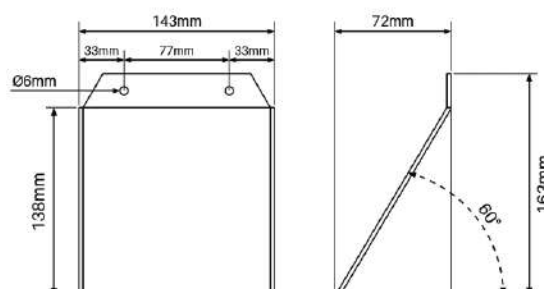
#### Transparent finish

Order Code: **COVER-POWER** (Power point cover)

**COVER-TAP** (Tap cover)

- Transparent thermoplastic
- Cover features 60 degree angle to prevent a toe hold
- Ideal solution if tap or power point considered a step point
- Resistant to impact & chemicals
- Power point cover comes with 2 x predrilled fixing hole  
Includes 2 x SS316 screws (ST5x40mm) & 2 x wall plugs
- Tap cover comes with 4 x predrilled fixing hole  
Includes 4 x SS316 screws (ST5x40mm) & 4 x wall plugs

POWER POINT COVER SPECIFICATION



### Self drilling tek screws

12Gx20mm – BAG OF 100

**Black, woodland grey, monument, primrose, paperbark, silver, surfmist & white**

Order Code: **SS-TS-100-B** (Black)

**SS-TS-100-G** (Woodland grey)

**SS-TS-100-MN** (Monument)

**SS-TS-100-P** (Primrose)

**SS-TS-100-PB** (Paperbark)

**SS-TS-100-S** (Silver)

**SS-TS-100-SM** (Surfmist)

**SS-TS-100-W** (White)

- Self drilling tek screw featuring integrated thread and drill/cutting tip
- 12G x 20mm tek screw with hex head
- Used in a variety of aluminium fencing applications
- Packed in convenient bags of 100 screws
- Available in a variety of powder coated head finishes – thread and tip not powder coated to ensure proper threading/cutting



## EXTRAS & ACCESSORIES



### Post plugs

4 PACK

Order code: **SS-POSTPLUG-4PK**

- Ø32mm outer top suits 25mm hole
- Ideal for covering hole in post when affixing post to wall with inner fixing
- Suits post wall thickness 1.5mm – 3.2mm



**1** Drill a 25mm diameter hole through front wall of post



**2** Drill rear wall of post with required diameter for fixing and then fix post to wall. Insert appropriate fixing into the wall for affixing post



**3** Once post is fixed to wall with appropriate fixing method, insert post plug to cover the post hole.



**4** Repeat the process as required



### Touch up paint

150g SPRAY CAN

**Black / Monument / Woodland grey  
Silver / Surfmist / White / Basalt / Dune**

Order Code:

**PAINT-B/G/MN/S/SM/W/BS/D**

- Colour match touch up paint
- Simply spray on for minor touch ups



### Self drilling wafer screws

10Gx16mm – BAG OF 100

**Black / Monument / Woodland grey  
Silver / Surfmist / White / Basalt  
Dune / Mill finish**

Order Code: **XP-SCREWS**

- Bags of 100 – 10G x 16mm self drilling wafer head zinc plated
- Powder coated heads for neat finish
- Self drilling screws can be used in a variety of install applications

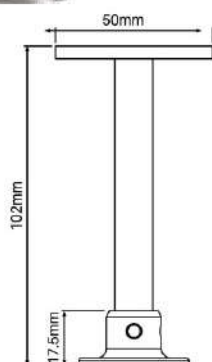


### 100mm support foot

**HEIGHT ADJUSTABLE  
SS316 / POLISH FINISH**

Order Code: **XP-FOOT-ADJ**

- Height adjustable support foot
- Easily height adjustable (from 25mm up to 100mm) – stainless steel stem can be cut down and bottom flange reattached with grub screw
- Handy foot for supporting products that have a wide span



### Horseshoe Packers

20 PACK

**Black finish**

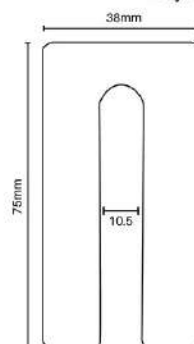
Order Code: **HSP-75X38-1MM-20PK**

1mm thick

**HSP-75X38-3MM-20PK**

3mm thick

- 38mm wide x 75mm long horseshoe packers
- 10.5mm slot
- Available in 1mm or 3mm thick (20 per pack)
- Durable black solid polypropylene
- Handy for levelling adjustments while installing
- Easy to cut down to required length




Available 1mm or 3mm thick



## EXTRAS & ACCESSORIES

We offer a range of stainless steel 316 M10 and M12 fixings perfect for affixing spigots, wall plates, standoffs, rigi and glass clamps

### M10 FIXINGS




#### Counter sunk timber screw – 4 pack

100MM LONG – SS316

(Hex head drive)

Order Code: **CSK-100-4PK**

- Heavy duty self tapping screw – 100mm long with M10 thread – Ø18mm outer head
- Hex head drive
- Ideal for fixing base plated spigots to timber deck
- Countersunk head allows screw to finish flush with top edge of base plate for neat finish



#### M10 x 120mm hex coach screw

SS316

- Use if base plating to timber substrate
- Ensure timber substrate is suitable for fixing to
- Sold as single screw

Order Code: **S-120COACH**



#### Timber fixing kit

4 PACK – SS316

Order Code: **S-110LAG-4PK**

- M10 x 110mm timber lag screws x4 with nuts and washers
- Nuts fit under high domical covers. Fixing kit cannot be used with slimline covers (slimline covers use countersunk fixings)
- Nut is 8mm thick




#### Concrete fixing kit

4 PACK – SS316

Order Code: **S-120ROD-4PK**

- M10 x 120mm concrete threaded rods x4 with nuts and washers
- Nuts fit under high domical covers. Fixing kit cannot be used with slimline covers (slimline covers use countersunk fixings)
- Nut is 8mm thick

### BATTEN SCREWS



#### 50mm CSK batten screw

SS316

14 gauge

Order Code: **CSK-050**



#### 75mm CSK batten screw

SS316

14 gauge

Order Code: **CSK-075**



#### M12 dome nut

PACK OF 4 – SS316

Order Code: **GS-DN-4PK**

- 4x dome nuts & 4x split washers
- Suits M12 thread



#### 93mm lag screw

SS304

M12 thread

Order Code: **GS093LAG**



#### 115mm lag screw

SS304

M12 thread

Order Code: **GS115LAG**



#### 160mm lag screw

SS304

M12 thread

Order Code: **GS160LAG**



#### 120mm threaded rod

SS304

M12 thread

Order Code: **GS120ROD**



#### 1000mm threaded rod

SS304


M12 thread

Order Code: **GS1000ROD**





## DIAMOND REVOLUTION DRILL



### Installation tip

Speed setting 1: Use with 76mm or larger core drill bits  
Speed setting 2: Use with 63mm or smaller core drill bits



### Diamond revolution stand

Suits diamond revolution core drill  
Order Code: REV-STAND

- Steel and aluminium construction
- Height: 800mm
- Base: 330mm x 380mm
- Weight: 12.6kg

### Diamond revolution drill

#### Core drill

Order Code: REV-CD-25

- 2 speed core drill - 1500W
- Comes with case, allen key, spare set of brushes and manual
- Safety switch
- Uses common size 1 1/4" UNC male thread for diamond core bits

#### Technical data

Voltage: 240V  
Rated frequency: 50-60Hz  
Rated input power: 1500W  
No load speed r/min: 2100/950  
Weight: 8.8kg



### Core drill template

Order Code: REV-TEMPLATE

- Assists with starting to core drill hole
- Stabilises the drill bit from jumping



### Spirit level for core drill


Order Code: REV-LEVEL

- Screws into core drill machine
- Assists with drilling accurate holes



### Splash guard/ water trap

Order Code: REV-GUARD



### Base for stand

Order Code: REV-BASE

- 550mm x 550mm overall dimensions

## Core drill bits

Mild steel body & diamond impregnated crown tip



### 8mm mini core drill bit

Order Code: REV-BIT-08



### 10mm mini core drill bit

Order Code: REV-BIT-10



### 12mm mini core drill bit

Order Code: REV-BIT-12



### 14mm mini core drill bit

Order Code: REV-BIT-14



### 20mm mini core drill bit

Order Code: REV-BIT-20



### 53mm core drill bit

53mm x 450mm long  
Order Code: REV-BIT-53



### 63mm core drill bit

63mm x 450mm long  
Order Code: REV-BIT-63



### 76mm core drill bit

76mm x 450mm long  
Order Code: REV-BIT-76



### 83mm core drill bit

83mm x 450mm long  
Order Code: REV-BIT-83



### 89mm core drill bit

89mm x 450mm long  
Order Code: REV-BIT-89



## A FRAME TROLLEY



### A frame trolley with removable caster wheels

Includes caster wheels & ratchet straps

Order Code: TROLLEY-FP (Flat pack)

- A frame is manufactured to comply with Australian standards
- 4x removable heavy duty caster wheels included
- Rated to 1600kg safe working load
- Rubber profiles, ratchet straps & retaining straps included
- Entire frame is hot-dip galvanised
- Forklift onto utes & trailers
- Forklift compatible from all four sides
- Ideal for transporting and storing glass, stone and other materials within the factory/warehouse
- 1100mm wide x 1808mm long x 1700mm high



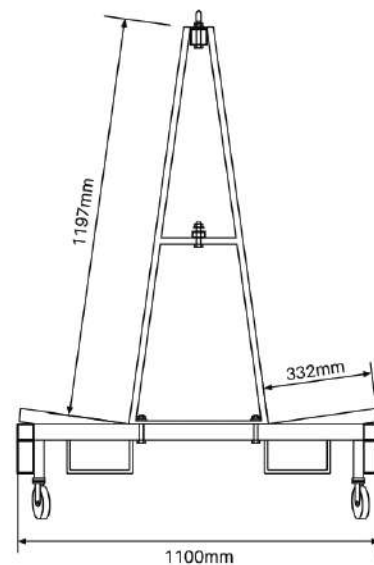
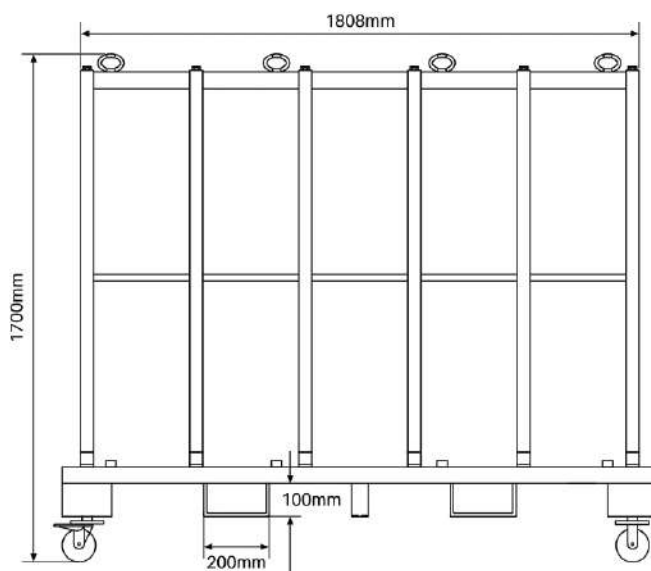
Remove wheels and lift with  
a forklift onto back of ute



Available in all our depots: South East Queensland,  
Melbourne, Adelaide, Newcastle & Perth



Flat Pack ready to be assembled  
3 boxes with assembly instructions





# Our range of general purpose hinges



**TruClose® hinge pair**  
NO ALIGNMENT LEGS  
Order Code: TC-H-AT-B  
D&D Code: TCA1S3BT



**TruClose® hinge pair**  
2 ALIGNMENT LEGS  
Order Code: TC-H-AT-2L-B  
D&D Code: TCA1L23BT



**TruClose® hinge pair**  
**Heavy duty**  
1 ALIGNMENT LEG  
Order Code: TC-H-AT-HD-B  
D&D Code: TCHD1AL1S3BT



**TruClose® hinge pair**  
**Heavy duty**  
2 ALIGNMENT LEGS  
Order Code: TC-H-AT-HD-2L-B  
D&D Code: TCHD1AL2S3BT



**Kwik Fit® hinge pair**  
FIXED TENSION  
Order Code: KF-H-FT  
D&D Code: KF3S



**Kwik Fit® hinge pair**  
NO TENSION  
Order Code: KF-H-NT  
D&D Code: KF3P



**Kwik Fit® Aluminium**  
**hinge pair**  
ADJUSTABLE TENSION  
Order Code: KF-AH-AT  
D&D Code: KF3ABL



**Premium soft close**  
**hinge pair**  
SELF CLOSING  
Order Code: PSA





# GATE HINGES

**19mm**  
gap spacing

(variable spacing achievable)

**No**  
alignment legs



## Certi cap – Series 3

Order Code: TC-CAPS3

D&D code: TCACAPS3

- Prevents toe hold on hinge
- Durable polymer material



## TruClose® hinge pair

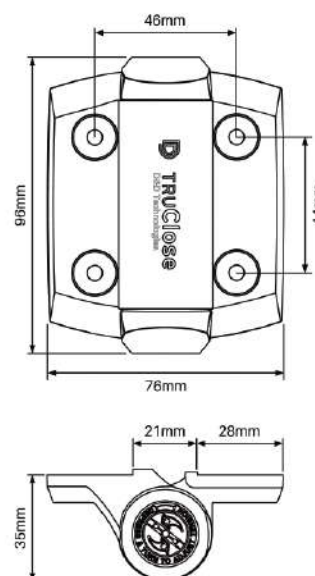
### NO ALIGNMENT LEGS

Order Code: TC-H-AT-B (Pair)

- D&D patented tension adjustment
- Strong, moulded polymer and stainless steel
- Adjust tension from both ends of the hinge
- No visible fixings
- Decorative trim covers available in black finish
- Super strong engineering polymers and stainless steel components
- Won't rust, bind, sag or stain
- Limited lifetime warranty
- Pool fencing compliant – Rated for **gates up to 30kg**

D&D code: TCA153BT

No alignment legs on hinge allows for flexibility when positioning gate onto post



**Reinforcing ribs**  
Moulded ribs provide super strength

**Concealed fasteners**  
Trim covers hide the fasteners to improve the appearance of the gate



**Patented adjuster**  
Easy tension adjustment

**Internal stainless steel spring**  
Won't rust or corrode

**Moulded hinge body**  
Engineering polymers with glass fibre reinforcement are UV stabilised



\*Black trim covers only

**21mm**  
gap spacing

**2**  
alignment legs



## Certi cap – Series 3

Order Code: TC-CAPS3

D&D code: TCACAPS3

- Prevents toe hold on hinge
- Durable polymer material



## TruClose® hinge pair

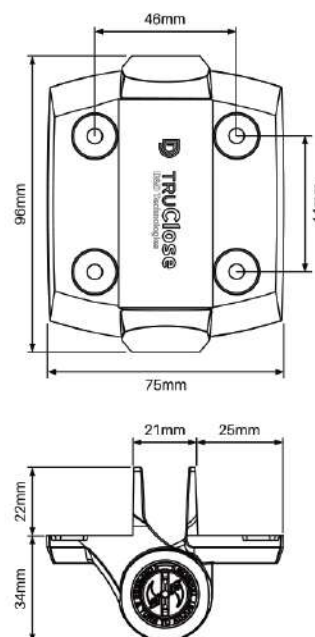
### 2 ALIGNMENT LEGS

Order Code: TC-H-AT-2L-B (Pair)

D&D code: TCA1L2S3BT

- D&D patented tension adjustment
- Strong, moulded polymer and stainless steel
- Adjust tension from both ends of the hinge
- No visible fixings
- Decorative trim covers available in black finish
- Super strong engineering polymers and stainless steel components
- Won't rust, bind, sag or stain
- Limited lifetime warranty
- Pool fencing compliant – Rated for **gates up to 30kg**

Two alignment legs on hinge allows for quick, easy and accurate positioning of gate onto post





## GATE HINGES

**19mm**  
gap spacing

**1**  
alignment leg



**TRUClose®** HEAVY DUTY

### TruClose® hinge pair Heavy duty

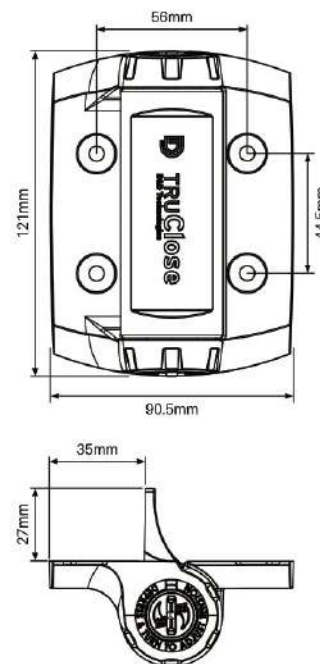
#### 1 ALIGNMENT LEG

Order Code: TC-H-AT-HD-B (Pair)

D&D code: TCHD1AL1S3BT

- D&D patented tension adjustment
- Strong, moulded polymer and stainless steel
- Adjust tension from both ends of the hinge
- No visible fixings
- Decorative trim covers available in black finish
- Super strong engineering polymers and stainless steel components
- Won't rust, bind, sag or stain
- Limited lifetime warranty
- Pool fencing compliant – Rated for gates up to 70kg

One alignment leg on hinge allows for quick and sturdy fixing on one side with flexible positioning on the other side



**21mm**  
gap spacing

**2**  
alignment legs



**TRUClose®** HEAVY DUTY

### TruClose® hinge pair Heavy duty

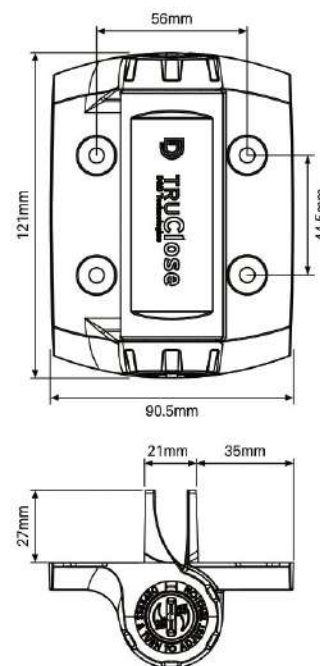
#### 2 ALIGNMENT LEGS

Order Code: TC-H-AT-HD-2L-B (Pair)

D&D code: TCHD1AL2S3BT

- D&D patented tension adjustment
- Strong, moulded polymer and stainless steel
- Adjust tension from both ends of the hinge
- No visible fixings
- Decorative trim covers available in black finish
- Super strong engineering polymers and stainless steel components
- Stylish and contemporary design
- Won't rust, bind, sag or stain!
- Limited lifetime warranty
- Pool fencing compliant – Rated for gates up to 70kg

Two alignment legs on hinge allows for quick, easy and accurate positioning of gate onto post







## GATE HINGES

20mm  
gap spacing

Fixed tension



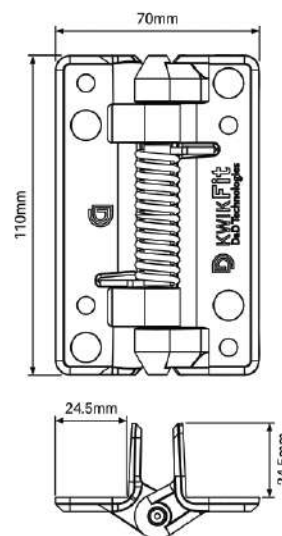
### Kwik Fit® hinge pair

#### FIXED TENSION

Order Code: KF-H-FT (Pair)

D&D code: KF3S

- Self closing fixed tension hinges
- Rated to 20kg self close (D&D)
- Alignment legs for ease of fitting
- Strong polymer and stainless steel
- Torsion spring construction
- Pool fencing compliant



20mm  
gap spacing

No tension



### Kwik Fit® hinge pair

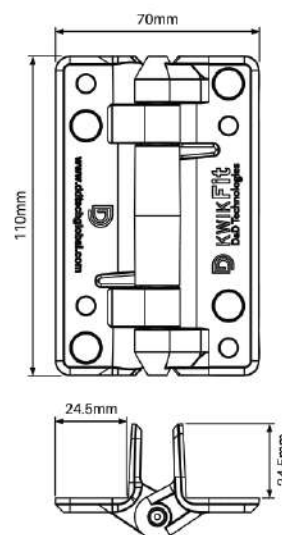
#### NO TENSION

Order Code: KF-H-NT (Pair)

D&D code: KF3P

- Standard pivot hinges (No self close)
- Rated to 25kg gates (D&D)
- Alignment legs for ease of fitting
- Strong polymer construction
- Ideal for boundary gates

Not pool fencing compliant



21mm  
gap spacing

Soft closing



### Premium soft close hinge pair

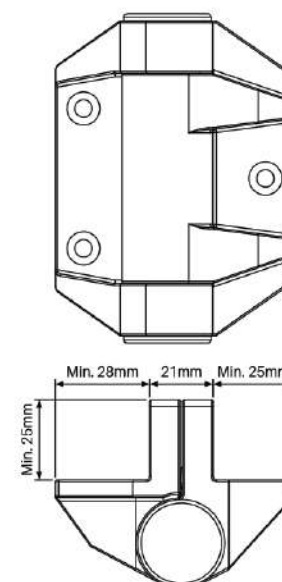
#### SELF CLOSING

Order Code: PSA

- Patented soft close hinge designed for outdoor use
- U.V. stabilised polymer construction
- Suitable for metal and PVC gates
- Meets pool safety standards
- Tested for minimum 10,000 cycles
- Adjustable soft close action
- Pool fencing compliant
- Max 25kg holding weight - 15kg soft closing weight



Improved  
soft closing  
mechanism!







## GATE HINGES

**19mm**  
gap spacing

**Adjustable**  
tension

POST TO GATE  
INSTALLATION



OR

WALL TO GATE  
INSTALLATION



**D<sup>®</sup> KWIKFit<sup>®</sup> ALUMINIUM**

### Kwik Fit<sup>®</sup> Aluminium hinge pair

#### ADJUSTABLE TENSION

Order Code: **KF-AH-AT** (Pair)

D&D code: **KF3ABL**

- Powder coated black aluminium hinges
- D&D patented tension adjustment – 6 tension settings, adjustable from both ends
- Self closing hinge – closes gates up to 20kg
- Internal stainless steel spring
- Wall and post mounting hinges
- Tested to over 300,000 cycles
- Pool fencing compliant

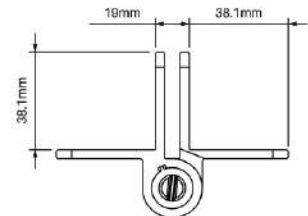


Wall to gate installation


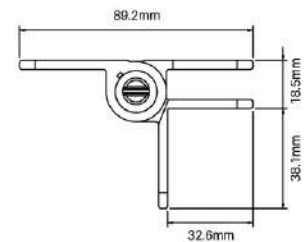
### Fit to posts or walls

Adjustable fixing plate

#### POST TO GATE INSTALLATION



#### WALL TO GATE INSTALLATION



### Butt hinge pair

100MM H x 75MM W

Order Code: **SS-BH10075-B**

- Cost effective where self closing hinge is not required
- Zinc plated steel
- Powder coated black
- Multiple fixing points – Ø6mm holes

**Not pool fencing compliant**



### Gudgeon hinge pair

Order Code: **SS-GH-B**

- Can be used with 1515mm wide adjustable gate – perfect for driveway gate installation
- Not self closing
- Suits 38x25mm box section

**Not pool fencing compliant**



### Wall/sq. post hinge set

SS316

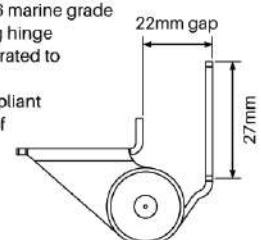
**Polish, satin or black finish**

Order Code: **MR-SPH-P** (Polish)

**MR-SPH-S** (Satin)

**MR-SPH-BLK** (Black)

- Stainless steel 316 marine grade
- Self closing spring hinge
- Cone cap incorporated to prevent toe hold
- Pool fencing compliant
- Weight capacity of 25kg per pair





REPELS WATER



WARRANTY

# The world's leading glass treatment now available

## Ultimate protection

Optically clear, UV stable, chemical resistant, water and oil repellent

## Reduces maintenance costs

EnduroShield keeps glass visibly cleaner for longer and reduces the frequency between cleans

## Highly durable

Permanently bonds to the glass and comes with a true 10 year performance warranty\*

## Suits all glass ranges

From balustrading to pool fencing, high rise and domestic glazing, shower screens and insulated glass units, EnduroShield is the smart choice for glass

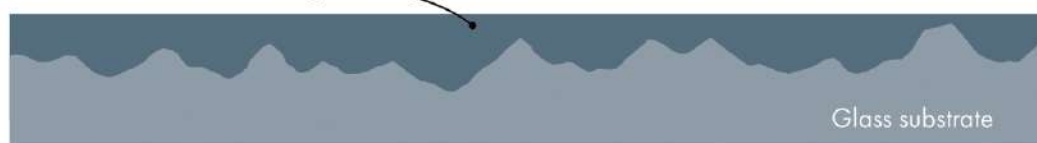


**Add value to your glass sale and increase your profit!**

**A permanent\*  
coating that is  
both water and  
oil repellent**

Silicone based coating

Competitor products fill in hills & valleys of the glass



Glass substrate

EnduroShield coating

EnduroShield follows hills & valleys of the glass



Glass substrate

Silicone based sealers sit on top of the glass surface and can quickly wear off, leaving the surface unprotected. EnduroShield follows the hills and valleys of the glass, forming a strong, permanent\* bond that does not flake or peel.

## Testing and certification

\*EnduroShield's performance has been independently tested by one of the leading global testing and certification houses, TÜV Rheinland in Germany for durability, easy-clean functionality, safety and quality. Testing was carried out to simulate a lifetime of 10 years on glass for both interior and exterior use, and EnduroShield passed all tests.



- Easy to clean
- Durability tested

\*Contact us for warranty info and terms and conditions



# Our range of general purpose latches



**D** **LOKKLatch** **DELUXE**

**Lokk Latch® deluxe**

KEYED ALIKE

Order Code: LL-DL-KA

D&D Code: LLDABS2LA



**D** **LOKKLatch** **DELUXE**

**Lokk Latch® deluxe**

KEYED TO DIFFER

Order Code: LL-DL

D&D Code: LLDABS2-L



**D** **LOKKLatch**

**Lokk Latch®**

KEYED TO DIFFER

Order Code: LLAA

D&D Code: LLAA



**D** **LOKKLatch**

**Lokk Latch® external  
access kit**

KEYED TO DIFFER

Order Code: LLB

D&D Code: LLB



**D** **MAGNALatch**

**Top pull lockable latch**

Order Code: ML-TL

D&D Code: ML3TPLA



**D** **D&D Technologies**  
Hi-Performance Hardware

**Face mount  
lockable latch**

Order Code: MR-FMLS

D&D Code: MLSP52L



**D** **D&D Technologies**  
Hi-Performance Hardware

**T latch**

Order Code: T-L

D&D Code: TL01



**D latch**

Order Code: SS-DL-B





## GATE LATCHES

15-40mm  
gap spacing

KEYED ALIKE



Not pool fencing compliant



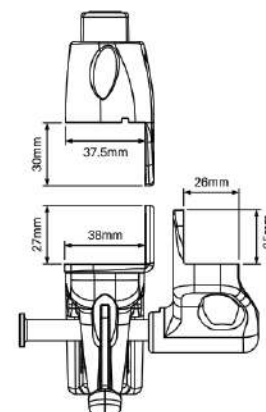
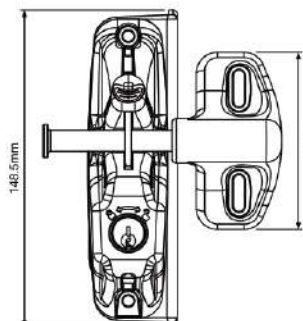
LOKKLatch® DELUXE

### Lokk Latch® deluxe

Order Code: LL-DL-KA (Single)

D&D code: LLDABS2LA

- Lockable from both sides of gate
- Locks are keyed alike
- Re-keyable, 6-pin security lock
- Fits up to 150mm deep posts
- Black polymer



15-40mm  
gap spacing

KEYED TO DIFFER



Not pool fencing compliant



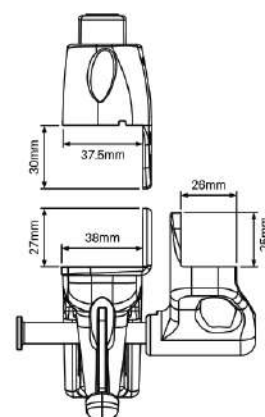
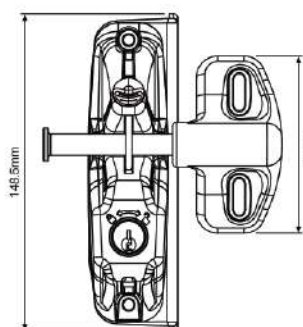
LOKKLatch® DELUXE

### Lokk Latch® deluxe

Order Code: LL-DL (Single)

D&D code: LLDABS2-L

- Lockable from both sides of gate
- Locks are keyed to differ
- Re-keyable, 6-pin security lock
- Fits up to 150mm deep posts
- Black polymer



15-40mm  
gap spacing

KEYED TO DIFFER



Not pool fencing compliant



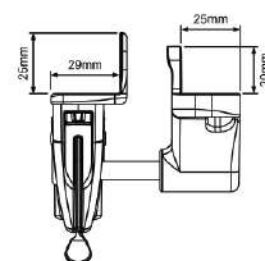
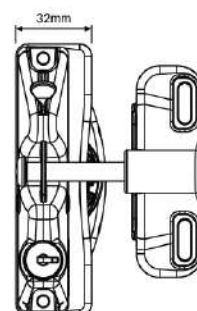
LOKKLatch®

### Lokk Latch®

Order Code: LLAA (Single)

D&D code: LLAA

- Ideal latch for home and garden gates
- Key lockable - no need for padlocks or chains
- Fit with or without External Access Kit (LLB)
- Quick and easy to install on all gate materials
- Strong polymer design will not rust or stain
- Minimum post size for fitting - 25mm



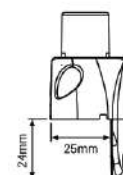
LOKKLatch®

### Lokk Latch® external access kit

Order Code: LLB (Single)

D&D code: LLB

- Optional extra external access kit
- Matches with LLAA
- Allows opening of LLAA from other side of gate
- NOTE: locking external access button does not lock the main latch





## GATE LATCHES

**13-38mm**  
gap spacing



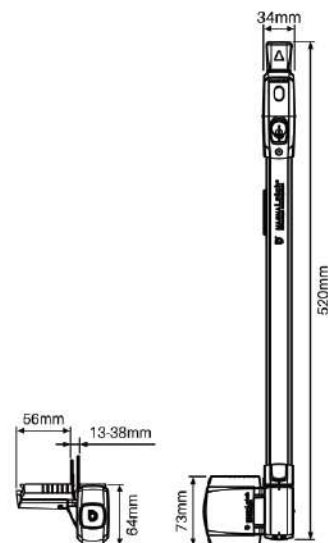
**D<sup>®</sup> MAGNALatch<sup>®</sup>**

### Top pull lockable latch

Order Code: **ML-TL (Single)**

D&D code: **ML3TPLA**

- Magnetically triggered lockable latch
- Improved stylish "Series 3" design
- Adjusts horizontally and vertically
- Includes adjustable striker plate
- D&D Limited lifetime warranty
- Quick and easy installation
- Tested to over 400,000 cycles



**8-10mm**  
gap spacing



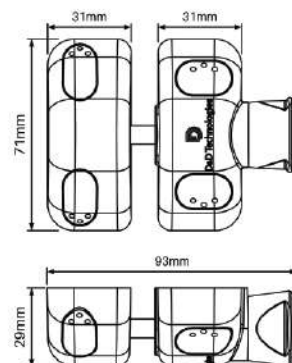
**D<sup>®</sup> D&D Technologies**  
Hi-Performance Hardware

### Face mount lockable latch

Order Code: **MR-FMLS (Single)**

D&D code: **MLSP52L**

- Suits retrofitting to previously fitted standard side pull latch installations
- Key lockable
- Adjusts horizontally and vertically
- Limited lifetime warranty
- Black polymer



**10-45mm**  
gap spacing



\*Padlock not included

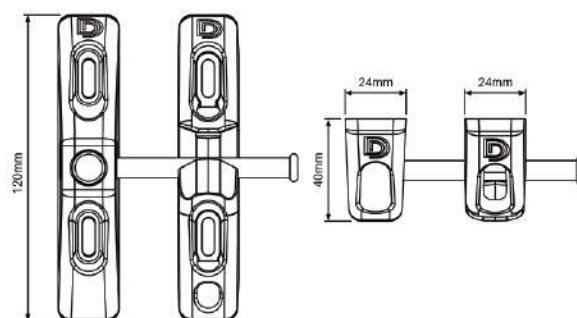
**D<sup>®</sup> D&D Technologies**  
Hi-Performance Hardware

### T latch

Order Code: **T-L (Single)**

D&D code: **TL01**

- Padlockable toggle latch
- Lockable from one side only



**Not pool fencing compliant**

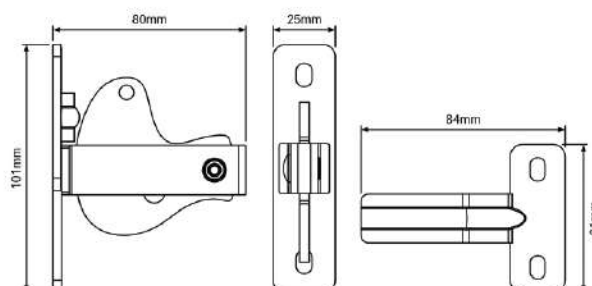
**10-35mm**  
gap spacing



### D latch

Order Code: **SS-DL-B**

- Easy to install D latch and striker
- Includes 4x tek screws
- Cost effective latching solution



**Not pool fencing compliant**



## GATE LATCH & HINGE KITS



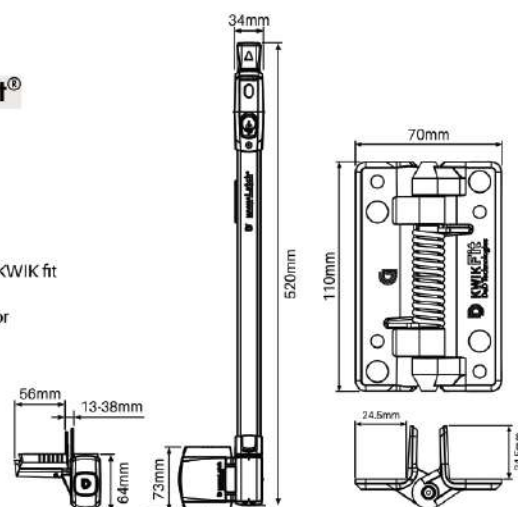
### Magna Latch® with Kwik Fit® hinge pair

#### FIXED TENSION

Order Code: **ML-TL-KF-H-FT (Single)**

D&D code: ML3KF5K

- Kit includes D&D top pull Magna latch and 2x KWIK fit hinges (KF3S model)
- Self closing fixed tension hinges (20mm gap for hinges)
- Pool fencing compliant – Rated for gates up to 20kg
- Magnetically triggered lockable latch



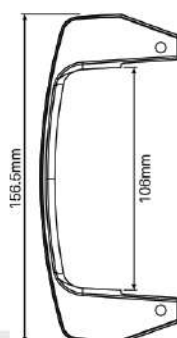
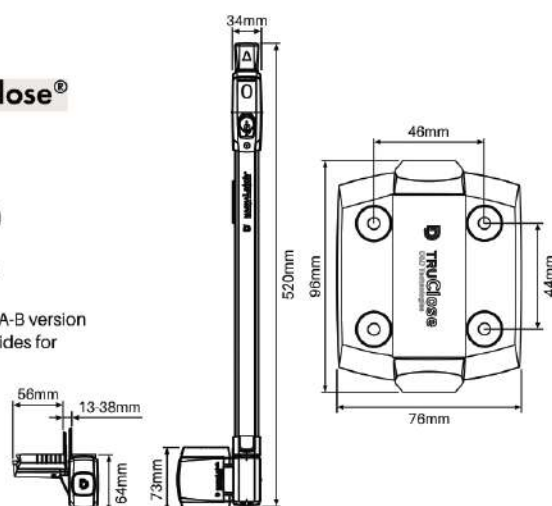
### Magna Latch® with Tru Close® hinge pair

#### ADJUSTABLE TENSION

Order Code: **ML-TL-TC-H-AT (Single)**

D&D code: MTSTDK53LA

- Kit includes D&D top pull Magna latch and 2x TRU close hinges
- Patented tension adjustable hinges (TC-H-A-B version hinges – no alignment legs on hinges provides for flexible installation)
- Pool fencing compliant – Rated to 25kg self close
- Magnetically triggered lockable latch



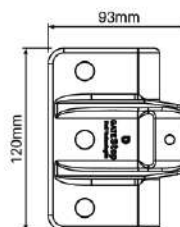
### D&D Gate handle

#### Black polymer finish

Order Code: **LL-GH (Single)**

D&D code: LL3GH

- Side-fixing legs for quick alignment
- Fits left-hand or right-hand opening gates
- Won't rust or stain: strong polymer construction



### D&D Gate stop

#### Black polymer finish

Order Code: **SS-GS (Single)**

D&D code: TCG53

- Ideal gate alignment device
- Prevents damage to latches & hinges
- Greatly reduces gate-slam noise
- Tough, durable polymer + rubber bumper





# Our range of white

Australian industry first.

Genuine D&D white hardware.

Ideal for a variety of fencing styles.



**D** **TRUClose**

**TruClose® hinge pair**

2 ALIGNMENT LEGS

Order Code: TC-H-AT-2L-W



**D** **TRUClose** HEAVY DUTY

**TruClose® hinge pair**

**Heavy duty**

2 ALIGNMENT LEGS

Order Code: TC-H-AT-HD-2L-W



**D** **KWIKFit** ALUMINIUM

**Kwik Fit® Aluminium**

**hinge pair**

ADJUSTABLE TENSION

Order Code: KF-AH-AT-W



**D** **LOKKLatch**

**Lokk Latch®**

KEYED TO DIFFER

Order Code: LLAA-W



**D** **LOKKLatch** DELUXE

**Lokk Latch® deluxe**

KEYED TO DIFFER

Order Code: LL-DL-W



**D** **TRUClose** HEAVY DUTY

**D** **LOKKLatch** DELUXE

**Lokk latch deluxe &**

**TruClose heavy**

**dutyhinge pair**

HINGE & LATCH KIT

Order Code: LLDL-TCHD-W



**21 mm**  
gap spacing

**2**  
alignment legs



Two alignment legs on hinge allows for quick, easy and accurate positioning of gate onto post

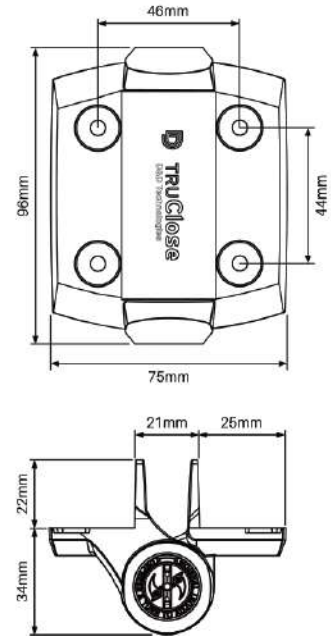
**D<sup>®</sup> TRUClose<sup>®</sup>**

## TruClose<sup>®</sup> hinge pair

### 2 ALIGNMENT LEGS

Order Code: **TC-H-AT-2L-W (Pair)**

- D&D patented tension adjustment
- Strong, moulded polymer and stainless steel
- Adjust tension from both ends of the hinge
- No visible fixings
- Super strong engineering polymers and stainless steel components
- Won't rust, bind, sag or stain
- Limited lifetime warranty
- White polymer
- Pool fencing compliant – Rated for **gates up to 30kg**



**21 mm**  
gap spacing

**2**  
alignment legs



Two alignment legs on hinge allows for quick, easy and accurate positioning of gate onto post

**D<sup>®</sup> TRUClose<sup>®</sup> HEAVY DUTY**

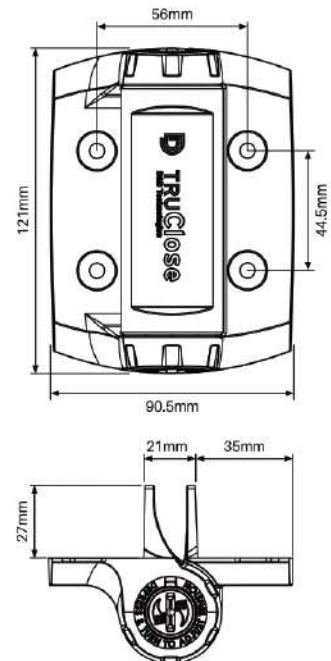
## TruClose<sup>®</sup> hinge pair

### Heavy duty

### 2 ALIGNMENT LEGS

Order Code: **TC-H-AT-HD-2L-W (Pair)**

- D&D patented tension adjustment
- Strong, moulded polymer and stainless steel
- Adjust tension from both ends of the hinge
- No visible fixings
- Super strong engineering polymers and stainless steel components
- Stylish and contemporary design
- Won't rust, bind, sag or stain!
- Limited lifetime warranty
- White polymer
- Pool fencing compliant – Rated for **gates up to 70kg**



**19mm**  
gap spacing

**Adjustable**  
**tension**

POST TO GATE  
INSTALLATION



**D<sup>®</sup> KWIKFit<sup>®</sup> ALUMINIUM**

## Kwik Fit<sup>®</sup> Aluminium hinge pair

### ADJUSTABLE TENSION

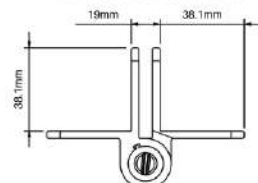
Order Code: **KF-AH-AT-W (Pair)**

- Powder coated white aluminium hinges
- D&D patented tension adjustment – 6 tension settings, adjustable from both ends
- Self closing hinge – closes gates up to 20kg
- Internal stainless steel spring
- Wall or post mounting hinges
- Tested to over 300,000 cycles
- Pool fencing compliant

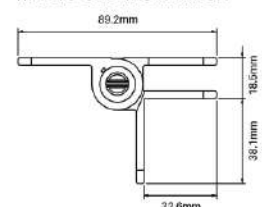
### Fit to posts or walls

Adjustable fixing plate

#### POST TO GATE INSTALLATION



#### WALL TO GATE INSTALLATION





15-40mm  
gap spacing

KEYED TO DIFFER

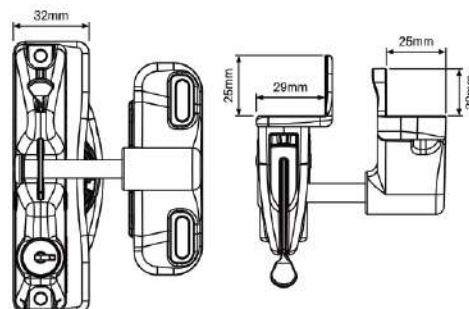


**LOKK Latch®**

**Lokk Latch®**

Order Code: LLAA-W

- Ideal latch for home and garden gates
- Key lockable - no need for padlocks or chains
- Quick and easy to install on all gate materials
- Strong polymer design will not rust or stain
- Minimum post size for fitting - 25mm
- White polymer



Not pool fencing compliant

15-40mm  
gap spacing

KEYED TO DIFFER

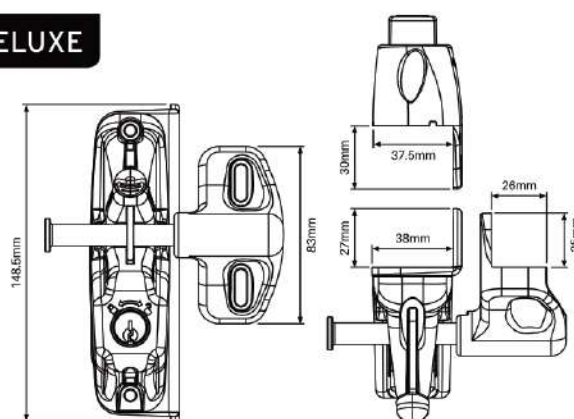


**LOKK Latch® DELUXE**

**Lokk Latch® deluxe**

Order Code: LL-DL-W

- Lockable from both sides of gate
- Locks are keyed to differ
- Re-keyable, 6-pin security lock
- Fits up to 150mm deep posts
- White polymer



Not pool fencing compliant

## GATE LATCH & HINGE KIT

21mm  
hinge gap spacing

2  
alignment legs



**TRUclose® HEAVY DUTY**

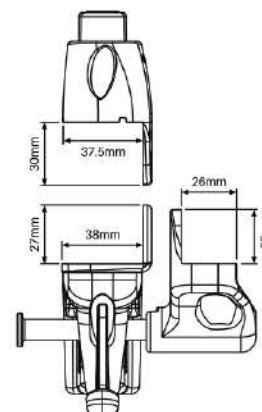
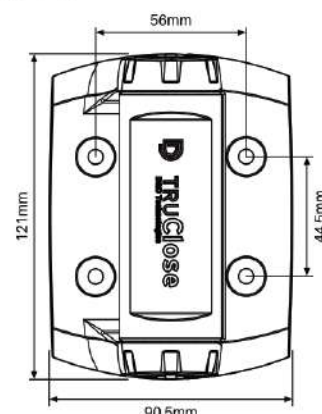
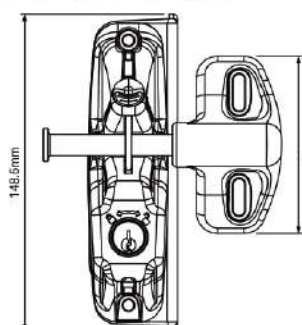
**LOKK Latch® DELUXE**

**Lokk latch deluxe & TruClose hinge pair Heavy duty**

**HINGE & LATCH KIT**

Order Code: LLDL-TCHD-W

- Kit includes D&D Lokk Latch Deluxe and 2x TRU close hinges heavy duty
- Pool fencing compliant - Rated to 70kg self close
- Latch is lockable from both sides of gate
- Ideal for aluminium screening & Hamptons gates
- White polymer



15-40mm  
latch gap spacing

+  
keyed to differ

Not pool fencing compliant

Images & drawings are not to scale





## EASY TO USE POOL FENCE CALCULATOR FOR 12MM FRAMELESS GLASS POOL FENCES



Visit our website and look for the **Stag Fencing** button to start building your fence – or copy the links below into your web browser

*Note: Stag Fencing is used for frameless pool fencing. It does not take into account site specific requirements or engineering. Stag Fencing will provide a bill of materials but does not provide a quote/sales order. Please contact your nearest depot for pricing or stock availability.*







# Project orders now available.

---

Huge savings on  
the best quality  
custom made glass  
for commercial &  
domestic projects

Simply provide job specification  
of pool fencing panels and we  
will arrange quick production. We  
specialise in project glass supply  
made to order – toughened or  
laminated glass.

*Minimum order quantity only 25sqm*

## Toughened glass project orders

Our focus is on supplying the absolute best  
quality glass, no exceptions. We are able  
to supply made to size toughened glass in  
4mm, 5mm, 6mm, 8mm, 10mm, 12mm or  
15mm thicknesses in clear & various tints at  
the best price with quick lead times – heat  
soaking & toughened laminated glass with  
PVB or SGP interlayers also available.  
Enjoy huge savings without compromising  
on quality

## Quality control

All project glass orders are carefully  
quality control inspected at each critical  
step of manufacture to ensure compliance  
to strict standards. Only the most suitable  
processing equipment is used in the  
manufacturing process to achieve the high  
quality standards required.

## Glass tints

Select one of our stylish glass tints to give  
your job a unique finish and stand out from  
the crowd.







Errors and omissions excepted. Measurements and drawings are provided as a guide only and should not be relied upon solely for installation purposes.

Product codes, products and prices may change at GO's discretion as systems are constantly reviewed and updated.

Please contact GO if you require clarification of product codes, pricing or product stocking.

Due to each installation situation being different, it is the installer's responsibility to seek engineering compliance and/or certification should it be required as part of a project, regulatory or statutory requirement.

Colours are indicative and should be used as a guide only. All products should adhere to a suitable care and maintenance schedule.

© Copyright 2021. This catalogue is the copyright of GO and cannot be reproduced, copied or replicated without the prior written consent of GO. Such consent applies to images as well as text.

GO Pool Fencing Systems Catalogue Version 15